

ilke



We Make **Creative Happen**

[www.ilke.com.tr](http://www.ilke.com.tr)

We are helping our partners with  
our professional manufacturing and  
project management  
**team since 1993.**

# About Our Company

---

We are helping our partners with our professional manufacturing and project management team since 1993.

**Boasting over 25 years of industry expertise, İlke Windows & Doors is a leading supplier for premier brands and projects in Turkey and globally. Our team of 100+ technical specialists operates from advanced 20.000 sqm facilities, producing 500 windows daily.**

Leveraging cutting-edge automation and monitored by ERP and CRM software, our production process ensures top-notch quality. İlke Windows & Doors is not just a manufacturer; we're innovators, setting new benchmarks in the industry.

Choose İlke Windows & Doors for excellence, reliability, and a legacy of over two decades in providing top-tier engineering solutions.





# 30

years and  
more  
experience

# 200+

personel  
experienced &  
professional  
team over

# 28.000 <sup>m<sup>2</sup></sup>

production  
area



# 85.000

PVC windows  
per year

# 35.000

aluminium  
windows  
per year

# 30.000

roller shutters  
per year

partnership  
with top  
european firms

deceuninck

GU  
GRETSCH-UNITAS

Roto

VIBH®

RENOLIT

somfy®

Nice

HOPPE®






# Why Choose Us?

---

We love what we do, some might say a bit too much & we bring enthusiasm and commitment to every project we work on.

 Fast Production and Delivery

 10 Year Guarantee

 Price Advantage



# PVC Window & Door Systems

Our extensive range of PVC profiles is not only designed to add durability and value to your spaces but also to infuse them with a captivating palette of colors that will elevate the visual appeal of your interiors and exteriors.



Customer satisfaction is our core focus. Our PVC profile solutions stand out not only for their high product quality, but also for the exceptional support we offer throughout the customer journey.

Our expert team is here to understand your unique needs and provide suitable profile options. We're dedicated to helping you make informed decisions as you transform your spaces.

From profile selection to installation, we're with you every step of the way, ensuring a smooth project progression.

With our quality products and customer-centered approach, we're proud to accompany and support you in your space transformation journey.

# Focus on being **Productive**





# ilke PVC Carisma

With the 5-cubicle main profiles of 70 mm in width, the Pimapen Carisma Window and Door Systems are a series designed to deliver the optimum technical solutions for windows and doors.



**Profile Width**  
70 mm



**Number of Chambers**  
5



**Glazing Thicknesses (mm)**  
4, 20, 24, 26, 30, 36, 39



**Uf**  
0,95 W/m<sup>2</sup> K

**Profile Class**

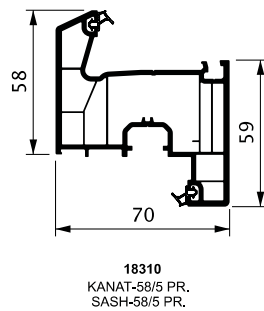
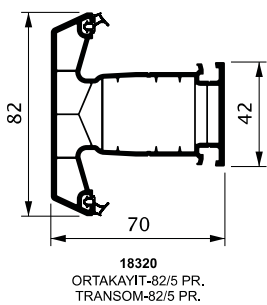
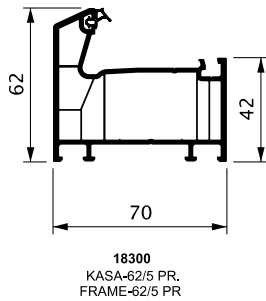
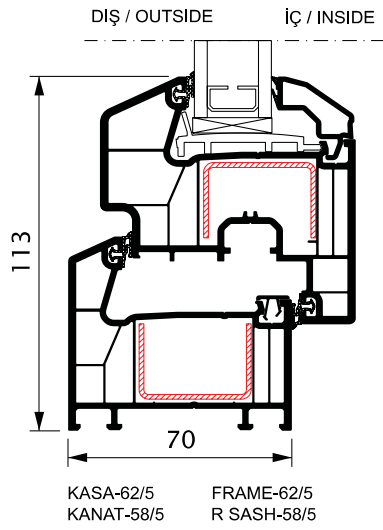
B Class (TS EN 12608-1)

**Gasket System**

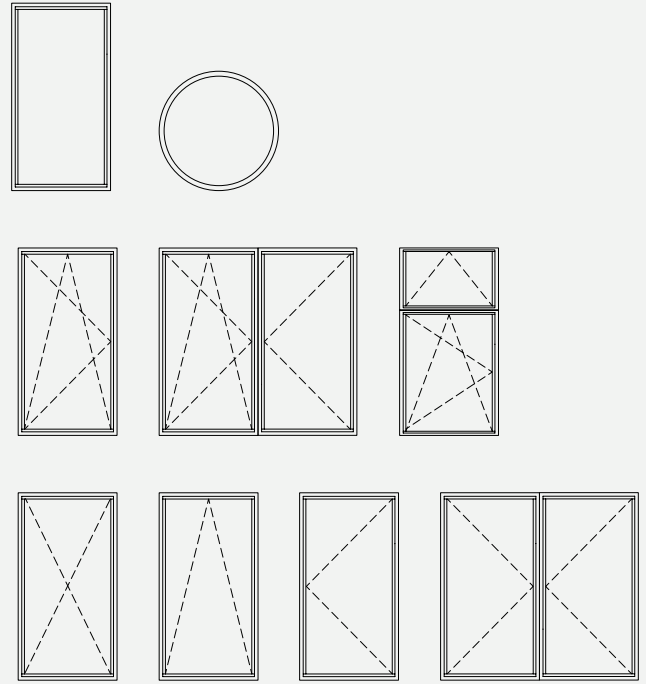
Double Gasket System: Internal-External

**Gasket Type - Color**

TPE - Gray / Black



## Opening Types



## Solution Partners



# ilke PVC Nirvana

The choice of the architects about thermal insulation; Nirvana window and door system adds visual elegance to your structure with its unique line, reducing energy consumption by 68% through its very low heat transfer coefficient, meeting all your expectations due to its wide range of application options by merging all features in just one system.



**Profile Width**  
80 mm



**Number of Chambers**  
6



**Glazing Thicknesses (mm)**  
24, 30, 36, 44, 52



**Uf**  
0,95 W/m<sup>2</sup> K

**Profile Class**

A Class / B Class (TS EN 12608-1)

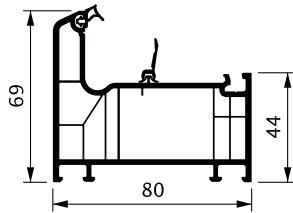
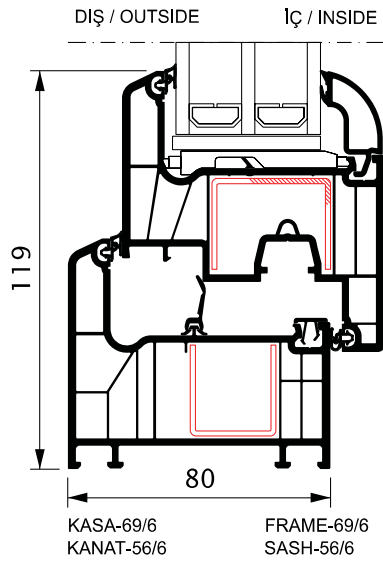
**Gasket System**

Triple Gasket System: Internal-External and Central Gaskets.

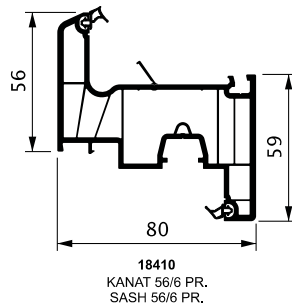
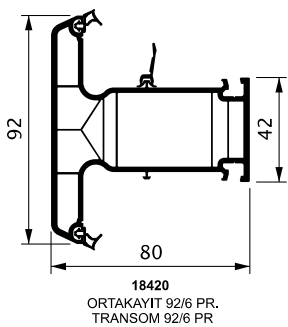
**Gasket Type - Color**

TPE - Gray / Black

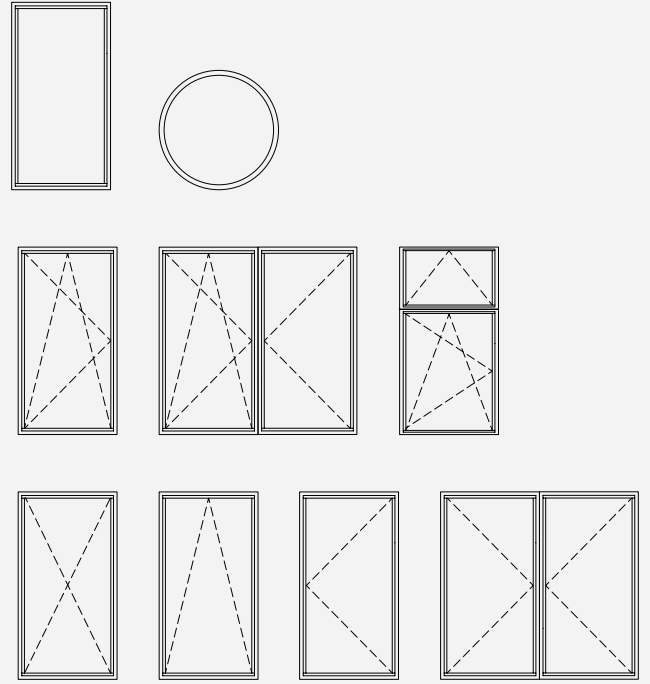




18400  
KASA 69/6 PR.  
FRAME 69/6 PR.



## Opening Types




## Solution Partners



ilke PVC

# Albatros

Introducing the Pimapen Albatros Sliding Series - where style meets functionality for the modern homeowner. Experience the perfect blend of elegance and functionality with Pimapen Albatros Series, transforming your living spaces into comfortable havens of tranquility.



Profile Width  
74 mm



Number of Chambers  
3

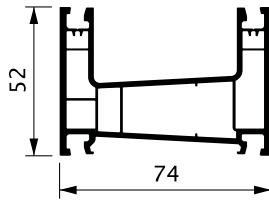
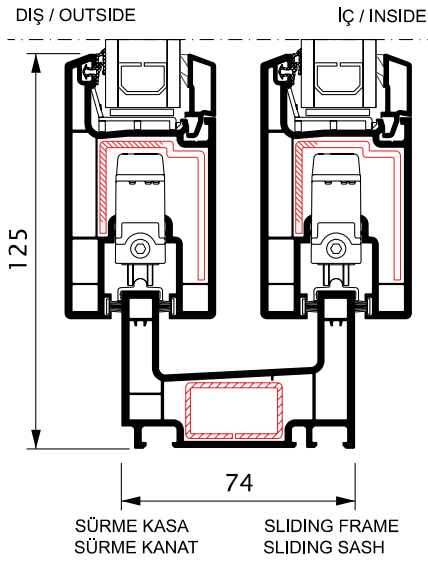


Glazing Thicknesses (mm)  
4, 20, 24

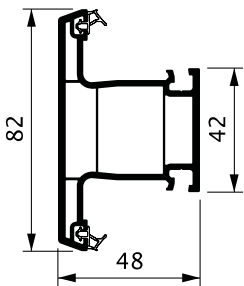


Uf  
2 W/m<sup>2</sup> K

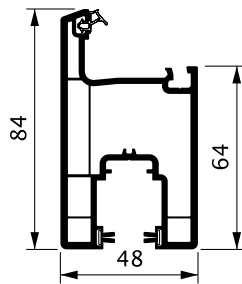
Profile Class	B Class (TS EN 12608-1)
Gasket System	Brush Gasket / TPV
Gasket Type - Color	TPE - Gray / Black



12675  
SÜRME KASA 2 PR.  
SLIDING FRAME 2 PR




12672  
SÜRME ORTAKAYIT PR.  
SLIDING TRANSOM PR



12682  
SÜRME KANAT PR.  
SLIDING SASH PR

## Opening Types



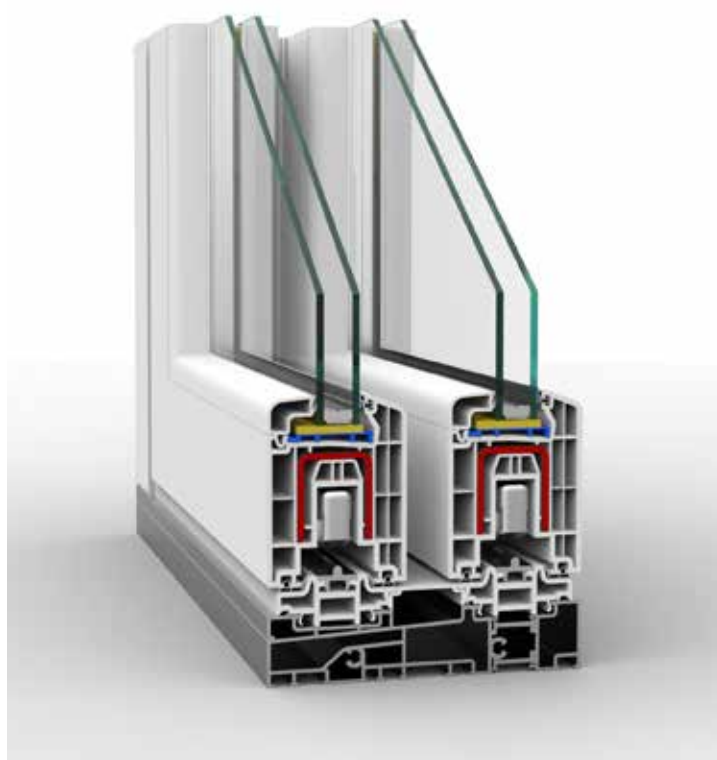
## Solution Partners





# ilke PVC HBSB

Introducing the Pimapen Infinity HBSB Series - the epitome of luxury and cutting-edge technology for discerning homeowners. Designed to elevate your living spaces, these premium windows and doors seamlessly merge beauty with performance. Featuring high-quality materials and advanced thermal insulation, the Infinity HBSB Series ensures exceptional energy efficiency, reducing both your carbon footprint and utility bills. Enjoy the perfect harmony of elegance and sustainability with Pimapen Infinity HBSB Series, where style and innovation unite to create a truly remarkable living experience.



**Profile Width**  
76 mm



**Number of Chambers**  
6



**Glazing Thicknesses (mm)**  
4, 12, 20, 24, 26, 30, 36, 39

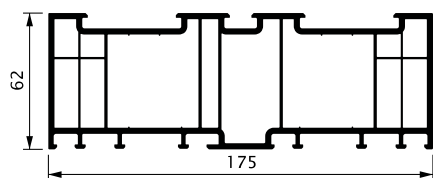
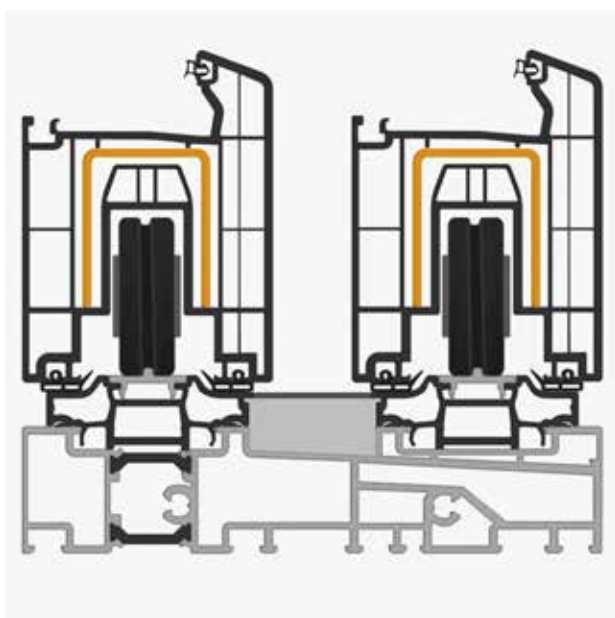


**Uf**  
0,95 W/m<sup>2</sup> K

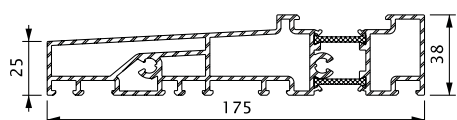
Profile Class	A Class (TS EN 12608-1)
Gasket System	Brush Gasket / TPV
Gasket Type - Color	TPE/EPDM - Grey / Black



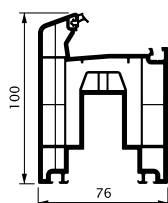
## Opening Types



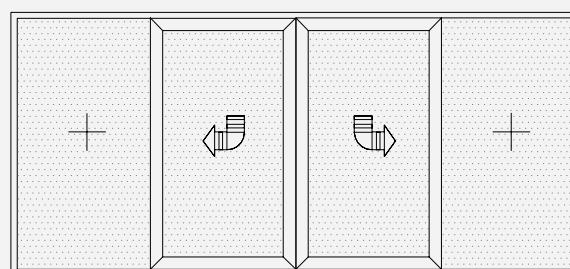
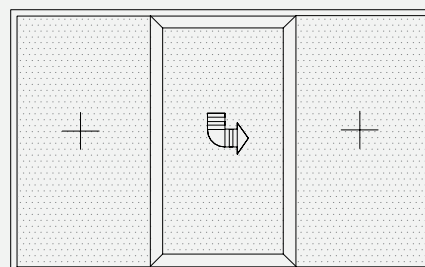
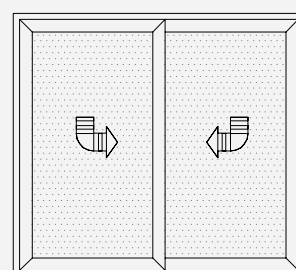
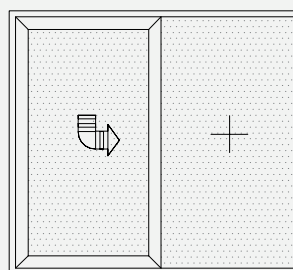
12420  
KASA PR.  
FRAME PR.



11680  
AL. ALT KASA PR.  
AL. BOTTOM FRAME PR.



12421  
KANAT PR.  
SASH PR



## Solution Partners



# PVC Color Options

---

Our extensive range of PVC profiles is not only designed to add durability and value to your spaces but also to infuse them with a captivating palette of colors that will elevate the visual appeal of your interiors and exteriors.

## Group A (MX)

---

Mahogany




Cream




Anteak Oak



Winchester



Crown Platin



## Group B (MX)

---

Golden Oak




Hazelnut




Mink



Anthracite Gray




Metalik Anthracite Gray




## Group C (FX)

---

Ash Black (Hi-Tech)



Metalic Silver (Hi-Tech)



Pyrite (Hi-Tech)





## Heat Transfer Coefficient

System	Dimension	Uf/Ug	Ug Glass							
			2,70	1,80	1,40	1,30	1,10	0,80	0,60	0,50
PVC										
Nirvana	1230 x 1480	0,95	2,20	1,70	1,40	1,40	1,00	1,00	0,95	0,80
Carisma	1231 x 1480	1,3	2,40	1,80	1,50	1,40	1,30	1,10	0,96	0,90
Albatros	2000 x 1300	2	2,60	2,00	1,80	1,70	1,60	1,40	1,30	1,20
Nirvana-HBSB	2400 x 2250	0,95	2,20	1,70	1,40	1,40	1,30	1,10	0,95	0,90
Carisma-HBSB	2400 x 2250	1,3	2,60	2,00	1,80	1,70	1,60	1,40	1,30	1,20
Dynamic	2000 x 1300	1,4	2,20	1,70	1,40	1,40	1,30	1,10	0,95	0,90
Aluminium										
RWT64	1000x1000	2,75	3,10	2,40	2,20	2,20	1,90	1,70	1,60	1,60
RWT75	1000x1000	1,35	-	1,90	-	-	1,50	1,30	1,20	1,10
RST116	1000x1000	3,89	3,80	-	3,20	3,20	3,10	-	-	-

Glass	Ug
4-16-4 Classic Insulated Glass	2,7 W/m²K
4+16+4+16+4 Classic Insulated Glass	1,8 W/m²K
4-16-4 Synergy Glass	1,4 W/m²K
4-16-4 Comfort Insulated Glass	1,3 W/m²K
4+16+4+16+4 Synergy Insulated Glass	1,1 W/m²K
4+16+4+16+4 Comfort Insulated Glass	0,8 W/m²K
4+16+4+16+4 Comfort Insulated Glass with Argon	0,6 W/m²K
(lowe)+16+4(lowe)+16+4(slowe) Comfort Insulated Glass with Argon	0,5 W/m²K

## Certificates

Exemplifying Quality through Certifications: Experience the epitome of excellence with our certified PVC and Aluminum profiles. Backed by industry-leading certifications and credentials, our commitment to quality assurance is your assurance of superior craftsmanship.



# Aluminium Window & Door Systems

---



Our comprehensive range of Aluminum profiles goes beyond enhancing durability and value in your spaces; it introduces a captivating spectrum of colors that elevate the visual allure of both interiors and exteriors.

Moreover, transcending durability and a vibrant color range, our extensive Aluminum profile collection embodies innovation and versatility. These profiles not only reinforce your spaces but also offer creative avenues to express your distinctive style. Immerse yourself in a realm of design possibilities as you explore multifaceted options that will redefine the aesthetics of your interiors and exteriors.



Focus on being  
**Productive**  
instead of  
**Busy**



# ilke aluminium

## RST116

RST116 Insulated Sliding System is an insulated sliding system appropriate for lift and slide accessory. Its chasing depth is 116mm, sash depth is 52mm, and its wall thickness is 1,8/2mm. There are lift and slide and simple slide options. There are reinforced profile options which allows using with casing, single, double and triple rail and high sash construction.



### Profile Width

116,4 mm (Min.) – 180,8 mm (Max.)



### Wall Thickness

1,6 / 1,8 / 2 mm



### Thermal Insulation Bar

14,8 mm



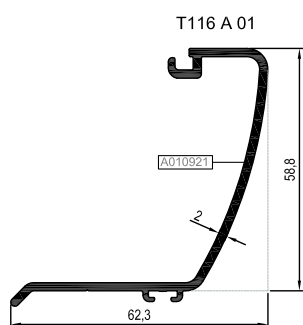
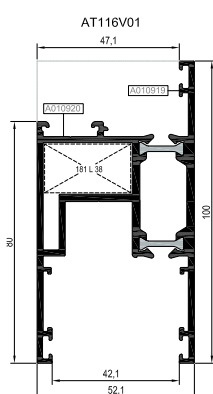
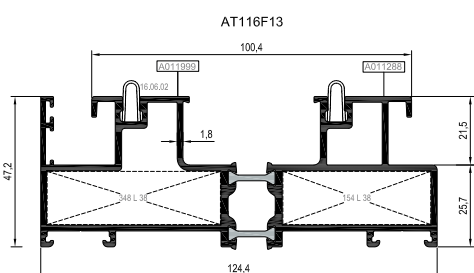
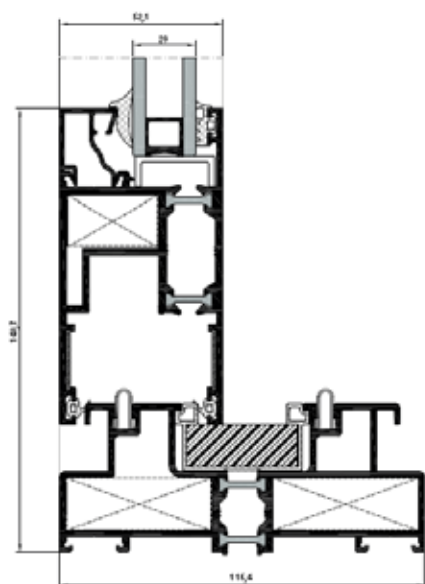
### Max Glazing Thicknesses

33 mm

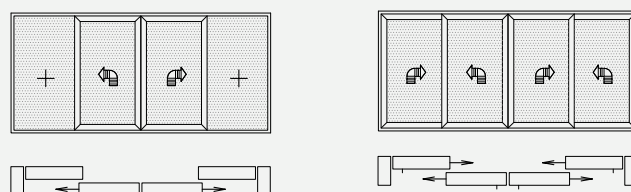
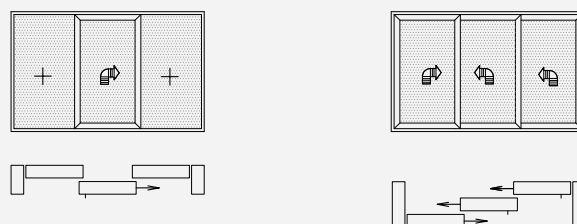
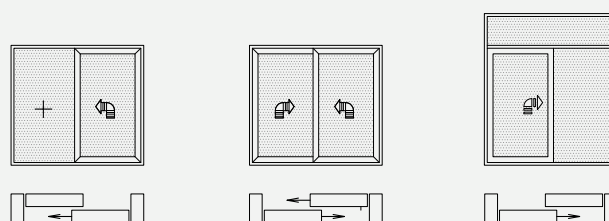


### Uf

3,89 W/m<sup>2</sup> K



## Opening Types



## Solution Partners





# ilke aluminium

## RWT64

RWT64 System is a heat insulated door and window system with a chase depth of 64mm. Its sash depth is 74,2mm and there are options for profiles having Wall thicknesses of 1,6/1,8/2mm. It has a heat barrier of 24mm and maximum glass thickness of 44mm. Sash profiles options which are appropriate for PVC opening accessories besides normal opening, tilt&turn, vent sash concealed sash, pull drive, folding, pivot opening options provides ease of application.



**Profile Width**  
64,2 mm



**Wall Thickness**  
1,6 / 1,8 / 2 mm



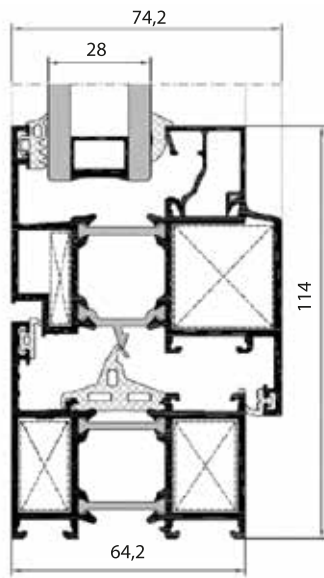
**Thermal Insulation Bar**  
24 mm



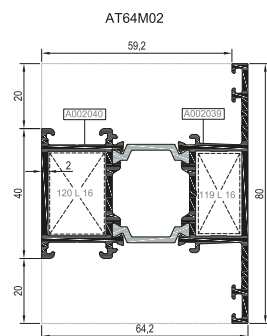
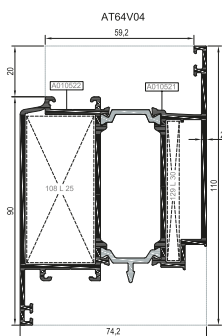
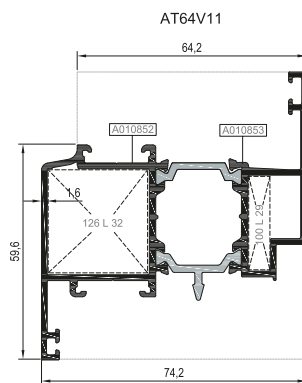
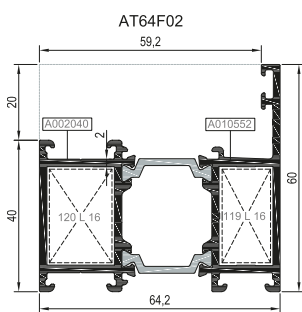
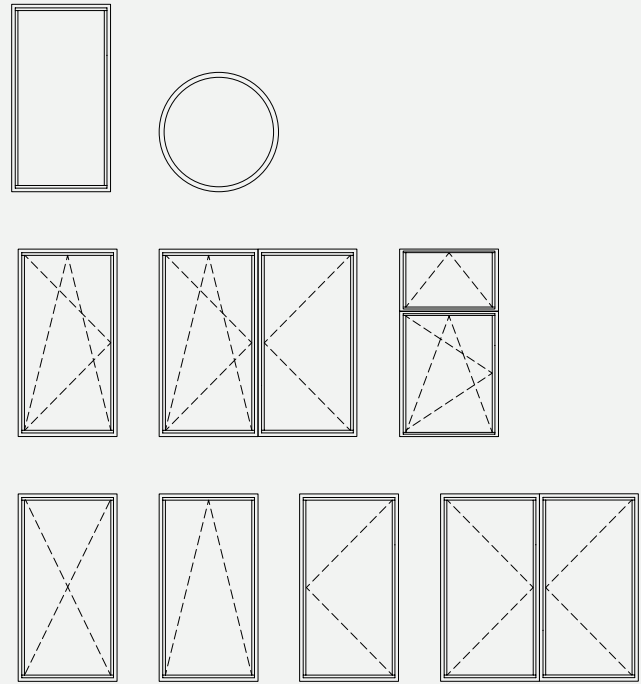
**Max Glazing Thicknesses**  
44 mm



**Uf**  
2,75 W/m<sup>2</sup> K



## Opening Types



## Solution Partners



# aluminium systems

## RWT75

RWT75 Joinery System is a heat insulated aluminum door and window system providing low Uf values with its special insulated materials, having high heat and static performance. There are profile options with a chasing depth of 75mm, sash depth of 85mm, Wall thickness of 1,4/2mm. The doors are same-faced. There is sill system for doors, additional insulation is provided by placing special insulation materials within the profiles, and it has a heat barrier of 34 mm. There are sash profile options appropriate for PVC opening accessories with normal opening, double axis tilt&turn, vent sash concealed sash, push-slide pull drive, pliable folding , pivot opening - usage options.



**Profile Width**  
75 mm (Min.)



**Wall Thickness**  
1,6 / 2 mm



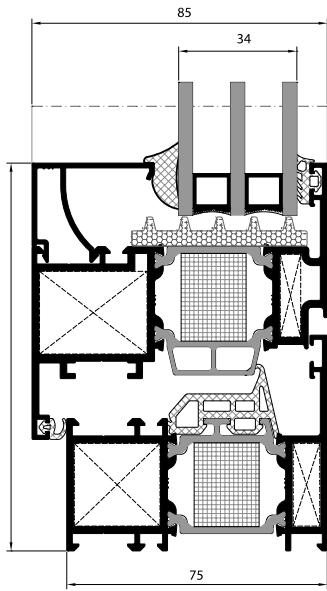
**Thermal Insulation Bar**  
34 mm with styrofoam



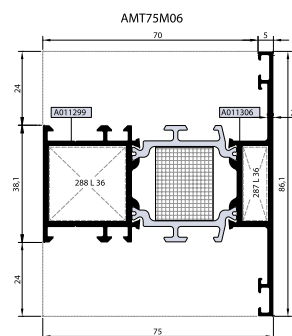
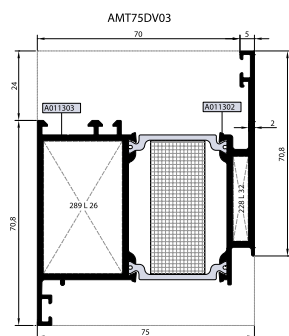
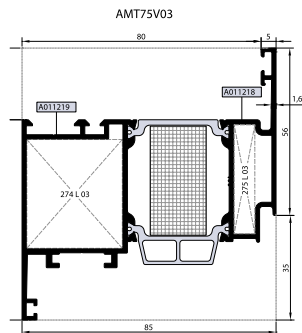
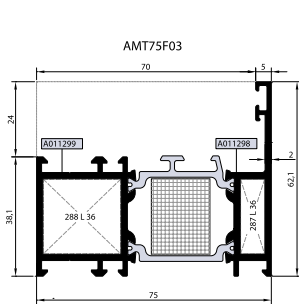
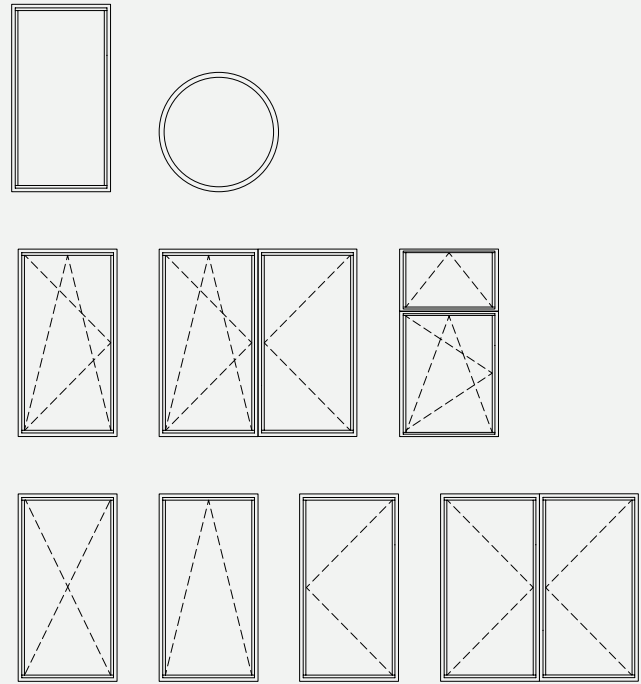
**Max Glazing Thicknesses**  
58 mm



**Uf**  
1,35 W/m<sup>2</sup> K



## Opening Types



## Solution Partners





# aluminium systems

## RWT95

RWT95 is a game-changing aluminum profile designed to redefine your living spaces. With a frame depth of 95 mm and a vent depth of 105 mm, it offers unparalleled versatility and thermal performance, making it an excellent choice for Passive House applications. Embrace a world of design possibilities with RWT95 and experience the perfect fusion of form, function, and energy efficiency that meets the rigorous standards of Passive House construction.



**Profile Width**  
95 mm (Min.)



**Wall Thickness**  
1,6 / 1,8 / 2 mm



**Thermal Insulation Bar**  
45 mm with styrofoam



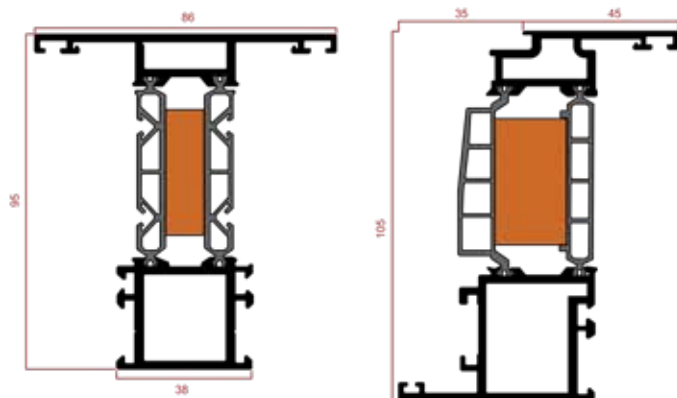
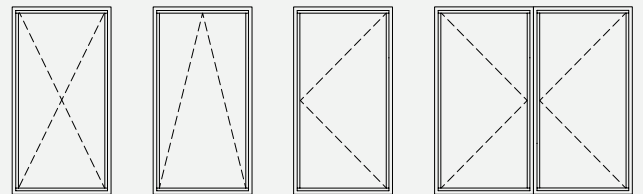
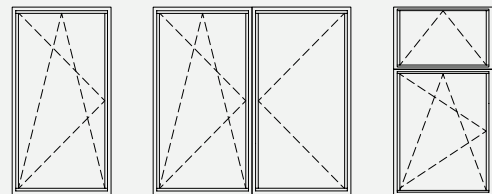
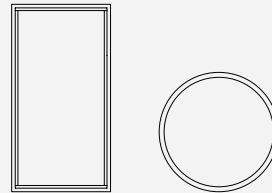
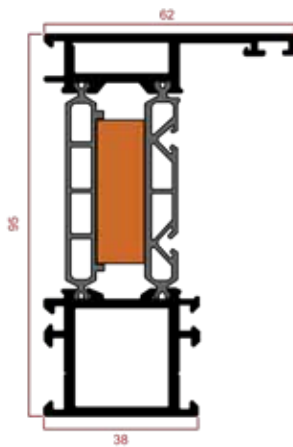
**Max Glazing Thicknesses**  
65 mm



**Uf**  
0,81 W/m<sup>2</sup> K



## Opening Types



## Solution Partners



# aluminium systems

## RST58

RST58 Insulated Sliding System is an oval framed and heat insulated sliding system. Its chasing depth is min. 65mm, sash depth is min. 40mm, and its wall thickness is min. 1,5mm. It is a system which provides usefulness with drain board, groin and fly net chasing options. Due to its advanced lid system, it provides both insulation and allows easy mounting without screws, and it requires minimum maintenance costs. There are options of 3-railed chasing, and reinforced profile which provides ease of use and allows high sashes.



**Profile Width**  
65 mm (Min.) – 139,45 mm (Max.)



**Wall Thickness**  
1,4 / 1,5 / 1,8 mm



**Thermal Insulation Bar**  
14,8 / 20 / 24 mm

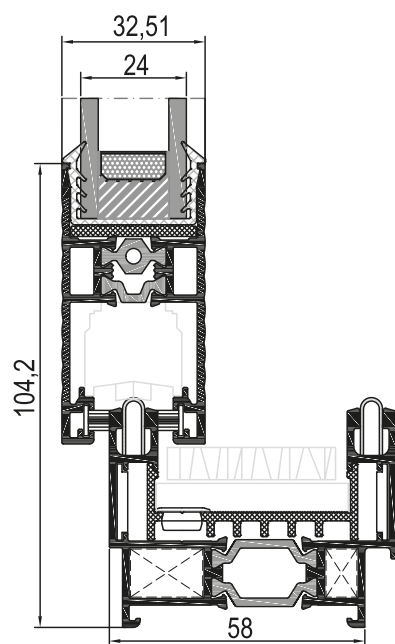


**Max Glazing Thicknesses**  
20 / 22 / 24 mm

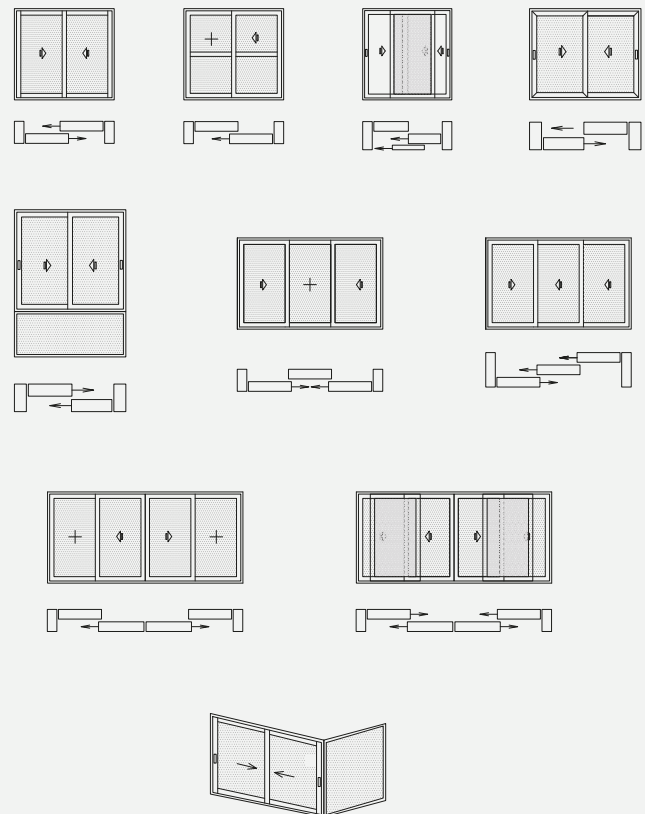


**Uf**  
4,2 W/m<sup>2</sup> K

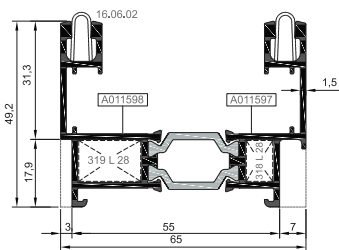
RST58



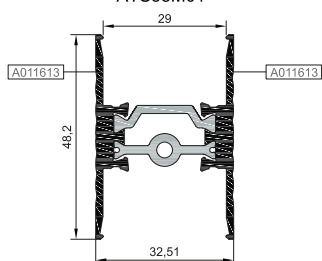
### Opening Types



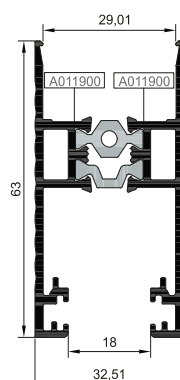
ATS58F01



ATS58M01



ATS58V14



### Solution Partners





# aluminium systems

## RW60

Welcome to the realm of architectural excellence with RW60 Aluminum Profile - an impeccable combination of design and performance. Unleash the potential of modern living as RW60 sets a new standard for aluminum profiles.



**Profile Width**  
60 mm (Min.)



**Wall Thickness**  
1,6 / 1,4 mm



**Thermal Insulation Bar**  
-



**Max Glazing Thicknesses**  
36 mm

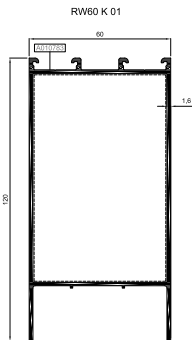
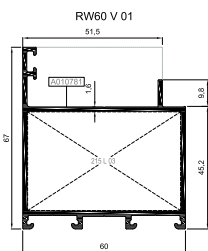
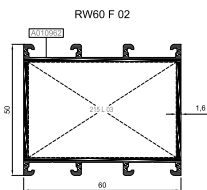
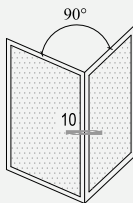
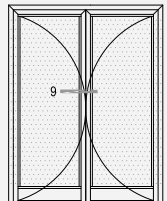
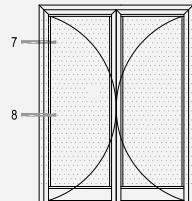
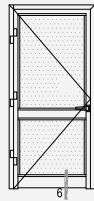
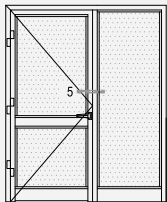
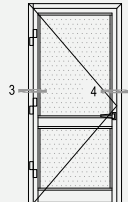
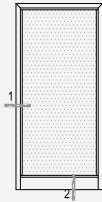
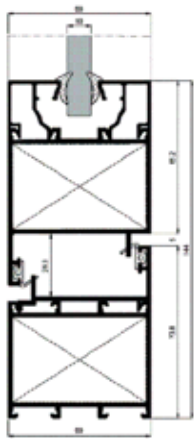


**Uf**  
4 W/m<sup>2</sup> K

RW60



### Opening Types




### Solution Partners



# Aluminium Color Options

---

Step into a world of endless possibilities with our premium collection of aluminum profiles, where innovation meets strength, and aesthetics intertwine with functionality. Explore a diverse array of captivating colors, including a limitless range of RAL colors, and discover the artistry of wood paint transfers. These enhancements will not only elevate the visual appeal of your spaces but also provide unparalleled durability for all your architectural needs.




# Focus on being **Productive**



## Trending RAL Colors

RAL 1013




RAL 7016



RAL 7039



RAL 9005



RAL 7021




RAL 5005




## Trending Transfer Paint Colors

9061-207



9197-201



9293-209



9061-207



9197-201



9293-209





# Glass Models

---


Welcome to our exclusive glass collection, where innovation and functionality merge to redefine your living spaces. Discover a diverse array of glass varieties that cater to your unique needs and preferences, each crafted to enhance your comfort and style.



# Glass Models


Each glass variety in our collection is meticulously designed to cater to the diverse demands of modern living. Experience the perfect balance of performance, aesthetics, and functionality as you immerse yourself in a world of premium glass solutions. Transform your spaces and elevate your living with our exceptional glass varieties today!

## Insulated Glass




Embrace the perfect harmony of thermal insulation and energy efficiency with our Isicam. Keeping your interiors cozy during winters and cool during summers, it ensures optimal comfort year-round.

## Insulated Glass Comfort




Elevate your living experience to new heights with Insulated Glass Comfort, offering enhanced thermal insulation and noise reduction. Delight in a serene and comfortable atmosphere, shielding your spaces from unwanted noise.

## Insulated Glass Synergy




Witness the perfect synergy of performance and aesthetics with Insulated Glass Synergy. Enjoy improved thermal insulation and natural light transmission, creating an inviting and bright environment.

## Acoustic Laminated Glass




Escape into a world of tranquility with our Acoustic Laminated Glass, engineered to minimize noise pollution and create a peaceful sanctuary within your home or workplace.

## Reflective Glass




Infuse your spaces with elegance and privacy using our Reflective Glass. Its reflective surface provides a one-way vision, offering privacy during the day while reflecting the stunning outdoors.

## Louvre Glass



Unleash the power of control with our Louvre Glass, equipped with adjustable louvers to regulate sunlight, ventilation, and privacy with ease.

## Laminated Glass



Prioritize safety and security with our laminated glass, designed to hold together when shattered, reducing the risk of injury from broken shards.

## Tempered Glass



Experience unparalleled strength and safety with our tempered glass, specially treated to withstand higher impact and temperature changes, making it an ideal choice for various applications.

## Triple Glazed Glass



Elevate your living spaces with the ultimate in energy-efficient glazing - triple glazed glass. This glass provides exceptional thermal performance, reducing energy consumption while enhancing comfort.

# Roller Shutter Systems

---

Shutter



Welcome to our exquisite collection of shutter systems, where innovation meets elegance and security. Explore a range of meticulously crafted solutions designed to elevate your living experience while ensuring convenience and protection.

Experience panoramic comfort as our premier shutter systems redefine your living spaces. Elevate your lifestyle and secure your peace of mind today!




# Modern Roller Shutter



# Aluminium Monoblock Shutter







Robust security and modern sophistication in one, with the durability of aluminum and a seamless monoblock design.



Monoblock shutters use thermal-break aluminum or PVC slats to minimize heat transfer, with tilting mechanism for precise light and ventilation control, integrated motor, and remote control system.



Monoblock shutters feature thermally insulated louvers, tilting mechanism, motorized system, remote control, and aesthetic appeal, making them ideal for contemporary indoor spaces.

BOXES \ SLAT					
		TAP.P.SD.***.39N <b>39 mm</b>	TAP.P.SD.***.435 <b>43 mm</b>	TAP.P.SD.***.55N <b>55 mm</b>	TAP.N.SD.***.775 <b>77 mm</b>
		Maximum Width x Height			
		2600 x 2600	3000 x 2700	3000 x 2700	5000 x 3000
	188 x 188	2600 <small>accommodates up to mm in height.</small>	2500 <small>accommodates up to mm in height.</small>	1750 <small>accommodates up to mm in height.</small>	--- <small>accommodates up to mm in height.</small>
	218 x 218	2600 <small>accommodates up to mm in height.</small>	2500 <small>accommodates up to mm in height.</small>	2750 <small>accommodates up to mm in height.</small>	1500 <small>accommodates up to mm in height.</small>




# PVC Monoblock Shutter







Versatile functionality with excellent thermal and sound insulation, creating a cozy ambiance.



Monoblock PVC shutters bring comfort and energy efficiency to your space, thanks to advanced thermal insulation. The thermal-break PVC slats minimize heat transfer caused by external temperature variations, regulating indoor temperature and supporting energy savings. These shutters boast a long-lasting performance with high-quality PVC material and a specialized design.



Beyond functionality, they enhance your interior with a modern aesthetic. Providing superior performance in insulation, durability, and aesthetics, Monoblock PVC shutters are the perfect solution for elevating both comfort and style in your space.

BOXES		SLAT			
					
		TAP.P.SD.***.39N <b>39 mm</b>	TAP.P.SD.***.435 <b>43 mm</b>	TAP.P.SD.***.55N <b>55 mm</b>	TAP.N.SD.***.775 <b>77 mm</b>
		Maximum Width x Height			
		2600 x 2600	3000 x 2700	3000 x 2700	5000 x 3000
	188 x 188	2600 <small>accommodates up to mm in height.</small>	2500 <small>accommodates up to mm in height.</small>	1750 <small>accommodates up to mm in height.</small>	--- <small>accommodates up to mm in height.</small>
	218 x 218	2600 <small>accommodates up to mm in height.</small>	2500 <small>accommodates up to mm in height.</small>	2750 <small>accommodates up to mm in height.</small>	1500 <small>accommodates up to mm in height.</small>

# Aluminium External Shutter








Guardian of privacy and peace, with external installation to prevent heat and noise infiltration.



External shutters are made of weather-resistant materials and adjustable louvers, providing control over sunlight, ventilation, and privacy. Motorized systems and remote control technology enhance user experience.




The external shutter, made from weather-resistant materials, features a streamlined construction, interlocking slats for durability, a tilting mechanism, and motorization options for aesthetic integration.


<div> <div>SLAT</div> <div>BOXES</div> </div>					
		TAP.P.SD.***.39N 39 mm	TAP.P.SD.***.435 43 mm	TAP.P.SD.***.55N 55 mm	TAP.N.SD.***.775 77 mm
		Maximum Width x Height			
		2600 x 2600	3000 x 2700	3000 x 2700	5000 x 3000
	137 x 137	1500 <small>accommodates up to mm in height.</small>	1300 <small>accommodates up to mm in height.</small>	1000 <small>accommodates up to mm in height.</small>	--- <small>accommodates up to mm in height.</small>
	165 x 165	2500 <small>accommodates up to mm in height.</small>	2500 <small>accommodates up to mm in height.</small>	1750 <small>accommodates up to mm in height.</small>	--- <small>accommodates up to mm in height.</small>
	180 x 180	2600 <small>accommodates up to mm in height.</small>	2700 <small>accommodates up to mm in height.</small>	2250 <small>accommodates up to mm in height.</small>	--- <small>accommodates up to mm in height.</small>
	205 x 205			2700 <small>accommodates up to mm in height.</small>	1250 <small>accommodates up to mm in height.</small>

# Plasterable Shutter







Seamlessly integrated into your architectural design for an aesthetically pleasing finish.



The structure of the plasterable shutter entails a modular framework, designed to seamlessly integrate into building exteriors, allowing for the incorporation of plaster or render directly onto the shutter's surface.



The Plasterable Shutter offers effective functionality by integrating seamlessly into interior spaces with its plasterable surface, providing functions such as light control, insulation, and privacy management.

<div> <div>BOXES</div> <div>SLAT</div> </div>					
		TAP.P.SD.***.39N 39 mm	TAP.P.SD.***.435 43 mm	TAP.P.SD.***.55N 55 mm	TAP.N.SD.***.775 77 mm
		Maximum Width x Height			
		2600 x 2600	3000 x 2700	3000 x 2700	5000 x 3000
	137 x 137	1500 <small>accommodates up to mm in height.</small>	1300 <small>accommodates up to mm in height.</small>	1000 <small>accommodates up to mm in height.</small>	--- <small>accommodates up to mm in height.</small>
	165 x 165	2500 <small>accommodates up to mm in height.</small>	2500 <small>accommodates up to mm in height.</small>	1750 <small>accommodates up to mm in height.</small>	--- <small>accommodates up to mm in height.</small>
	180 x 180	2600 <small>accommodates up to mm in height.</small>	2700 <small>accommodates up to mm in height.</small>	2250 <small>accommodates up to mm in height.</small>	--- <small>accommodates up to mm in height.</small>
	205 x 205			2700 <small>accommodates up to mm in height.</small>	1250 <small>accommodates up to mm in height.</small>

# Screen Models

---

Welcome to our exclusive insect screen collection, where practicality meets elegance. Discover our meticulously crafted screens.

Elevate your living spaces with our exceptional insect screens and enjoy uninterrupted freshness today!

screen



### Pleated Insect Screen

A space-saving design with effective insect protection.



### Sliding Insect Screen

Easy-to-use and seamlessly integrated for unobstructed views.



### Hinged Insect Screen

Versatile option for doors and windows, offering convenience and fresh air.







---

## Our Projects

Discover our projects that blend diversity and excellence.

At Ilke Windows & Doors, we seamlessly combine design and functionality through a wide range of PVC applications.

The variety, quality, and creativity in our projects come together to create unique spaces for you. Explore the details and find inspiration by browsing through our projects.



projects

ilke  
**always the best**

Kiler Contracting

## Kartal Loca

We have completed the production and installation of 18,000 meters of PVC doors and windows in 201 Apartments in "Kartal Loca" project built by "Kiler Contracting" in İstanbul/ Kartal.



Polatyol

## Eston Mahallem

In the Eston Mahallem project built by Polatyol in Beylikdüzü, İstanbul, we have completed the production and installation works of 35.000 metres of PVC doors and windows in total of 480 apartments.



Helis Building

## The House

We have completed the production and installation of a total of 40,000 square meters of PVC doors and windows in 194 villas in The House project, constructed by Helis Construction in Bodrum / Güvercinlik.



İhlas Holding

## Crystal City

In the Cristal City project built by İhlas Holding in Beylikdüzü, İstanbul, we have completed the production and installation works of 90.000 metres of PVC doors and windows in total of 4000 apartments





City Life

## City Life 10

We have completed the production and installation of 23,400 meters of PVC doors and windows and 260 steel doors in 258 apartments in City Life 10 project built by "City Life" in Balıkesir.



Siltaş Contracting

## Panorama

We have completed the production and installation of 50,000 meters of PVC, Aluminium doors and windows and railings in 650 Apartments in "Panorama" project built by "Siltaş Contracting" in İstanbul/ Kurtköy.



Akyapı/Makro Contracting

## Mavera Residence

We have completed the production and installation of 27,000 meters of PVC doors and windows in 485 Apartments, 11 Stores in "Mavera Residence" project built by "Akyapı & Makro Contracting Joint Venture" in İstanbul/ Başakşehir.



Ekşioğlu Contracting

## Tria Houses

In the Tria Houses project built by Ekşioğlu Contracting in İstanbul/Kartal, we have completed the production and installation works of 15.000 metres of PVC doors and windows in 180 apartments.





Contracting/Biskon Building

### Referans Beylikdüzü

We have completed the production and installation of 82,000 meters of PVC doors and windows in 750 Apartments in "Referans Beylikdüzü" project built by "Kiler Contracting & Biskon Building Joint Venture" in İstanbul/ Beylikdüzü.



Lotus Construction

### Lotus İstanbul

We have completed the production and installation of 6,000 meters of PVC doors and windows in 146 apartments in "Lotus İstanbul" project built by "Lotus Development" in İstanbul / Beylikdüzü.



Lotus Construction

### Lotus Koru

We have completed the production and installation of 20,000 meters of PVC doors and windows in 144 apartments and 27 stores in "Lotus Koru" project built by "Lotus Development" in İstanbul / Beylikdüzü.



Fuzul Construction

### Fuzul Homes

In the Fuzul Homes project built by in Başakşehir, İstanbul, we have completed the production and installation works of 22.000 metres of PVC doors and windows in total of 240 apartments.





Famir Development

### Kayapark Sakura

In the Kayapark Sakura Houses project built by Famir Development in Istanbul/Başakşehir, we have completed the production and installation works of 27.500 metres of PVC Doors and Windows.



Vera Group

### Life in Vera

In the Life in Vera project built by Vera Group in Esenyurt, Istanbul, we have completed the production and installation works of 38.000 metres of PVC doors and windows in total of 500 apartments.



Beyaz Group

### Beyaz Park

In the Beyaz Park project built by Beyaz Group in Topkapı, Istanbul, we have completed the production and installation works of 30.000 metres of PVC doors and windows in total of 320 apartments.



ARY

### ARY Poyraz

In the ARY Poyraz project built by ARY in Kozyatağı, Istanbul, we have completed the production and installation works of 15.000 metres of PVC doors and windows in total of 90 apartments.





## Ekşioğlu Contracting

### Gonca Sitesi

In the Gonca Sitesi project built by Ekşioğlu in Kartal, Istanbul, we have completed the production and installation works of 10.000 metres of PVC doors and windows in total of 60 apartments.



### Lotus Meydan

We have completed the production and installation of 5,500 meters of PVC doors and windows in 132 offices and 14 stores in "Lotus Meydan" project built by "Lotus Development" in Istanbul / Mimaroba.



## Siltaş Yapı

### Flora Park

In the Flora Park project built by Siltaş in Pendik, Istanbul, we have completed the production and installation works of 12.000 metres of PVC doors and windows in total of 120 apartments.



## Kavanlar Building

### Bağbahçe Evleri

In the Bağbahçe Evleri project built by Kavanlar Building in Yakacık, Istanbul, we have completed the production and installation works of 20.000 metres of PVC doors and windows in total of 120 apartments.



We are helping our partners with  
our professional manufacturing and  
project management  
**team since 1993.**



## Contact Us

---

**İlke Mühendislik Ltd. Şti.**

Topselvi, İhsan Sokağı No:1

Kartal/İstanbul 34630

Türkiye

+90 216 452 69 06

[info@ilke.com.tr](mailto:info@ilke.com.tr)

[www.ilke.com.tr](http://www.ilke.com.tr)

[linkedin.com/company/ilkepimopen](https://www.linkedin.com/company/ilkepimopen)

