

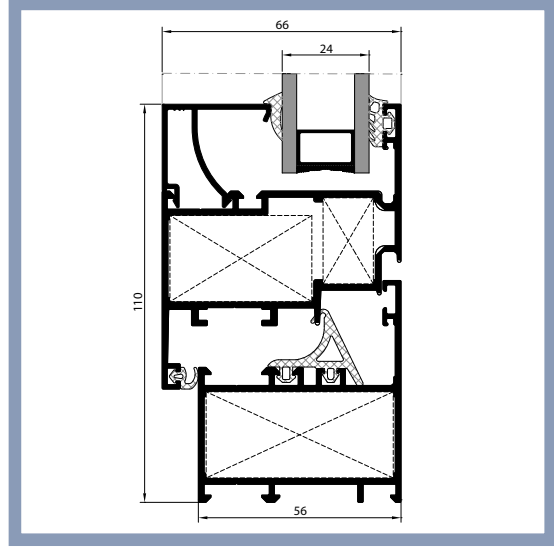

# MİMARİ KATALOG

## ARCHITECTURAL CATALOGUE

Alüminyum Kapı Pencere ve Giydirme Cephe Sistemleri  
Aluminium Door Window and Facade Systems



# RW56



01

02

03

04

05

## TEKNİK ÖZELLİKLER / TECHNICAL PROPERTIES

DÜZ HATLI  
STRAIGHT

OVAL  
OVAL

KASA DERİNLİĞİ / FRAME DEPTH

56 mm

64,8 mm

KANAT DERİNLİĞİ / VENT DEPTH

66 mm

PROFİL ET KALINLIĞI / PROFILE WALL THICKNESS

1,6 / 2 mm

MAKS. CAM KALINLIĞI / MAX. GLASS THICKNESS

39 mm

06

07

08

## KULLANIM SEÇENEKLERİ / APPLICATION ALTERNATIVES

KAPI  
DOOR

PENCERE  
WINDOW

İÇE AÇILIR / INWARD OPENING

•

•

DIŞA-İÇE AÇILIR HEMİYÜZ KAPI / OUTWARD-INWARD OPENING COPLANAR DOOR

•

VASİSTAS / BOTTOM HUNG

•

ÇİFT EKSEN AÇILIM / TILT&TURN OPENING

•

•

09

10

11

12

# MİMARİ KATALOG

## ARCHITECTURAL CATALOGUE

Alüminyum Kapı Pencere ve Giydirme Cephe Sistemleri  
Aluminium Door Window and Facade Systems

Rescara Sistem Detayları  
Rescara System Details

# RW56

PROFİLLER

PROFILES

01

02

03

04

05

06

07

08

09

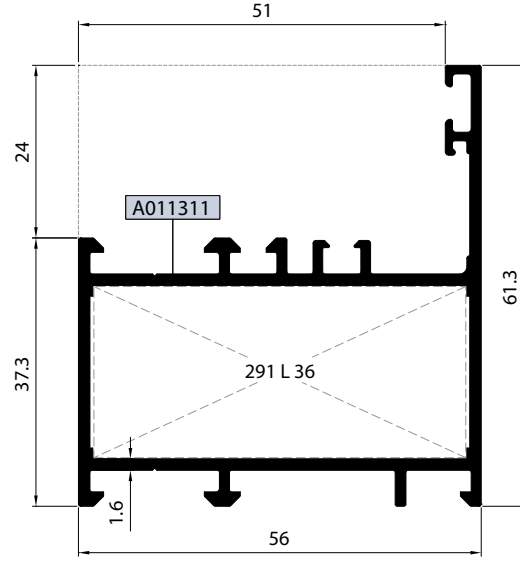
10

11

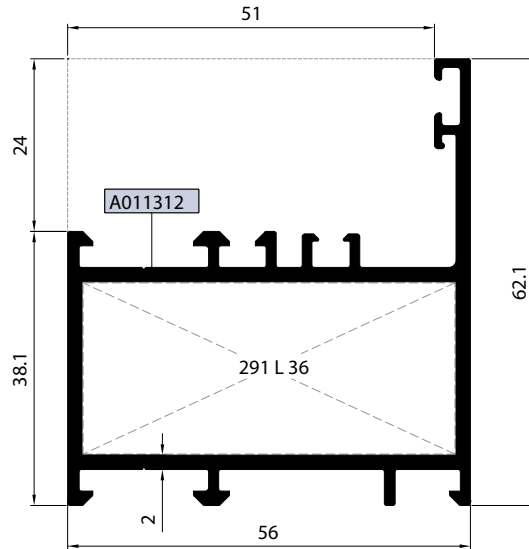
12

KOD / CODE	AĞIRLIK (kg/m) / WEIGHT	$J_{xx}$ cm <sup>4</sup>	$J_{yy}$ cm <sup>4</sup>	L m	
M56 F 02	1,099	17,088	10,554	6	
M56 F 03	1,281	19,775	12,049	6	

M56 F 02



M56 F 03



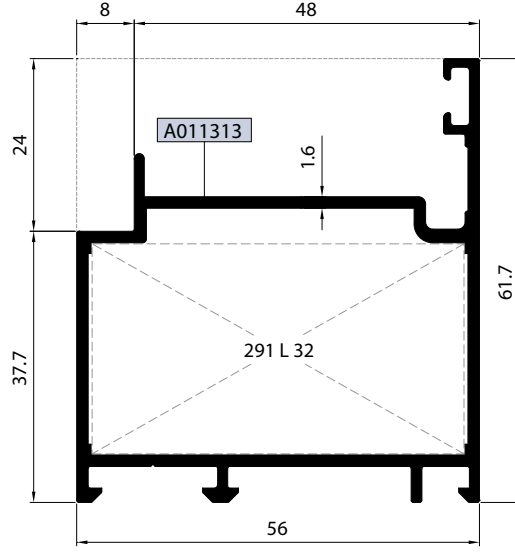
Nr		L m	KESİM ÖLÇÜSÜ CUTTING SIZE	AKS. KODU ACS. CODE
M56 F 02	A011311	25 L 36 (A002397)	51,6 mm	291 L 36
M56 F 03	A011312	25 L 36 (A002397)	51,6 mm	291 L 36

HEMYÜZ KAPI KASA PROFİLLERİ  
FLUSH DOOR FRAME PROFILES

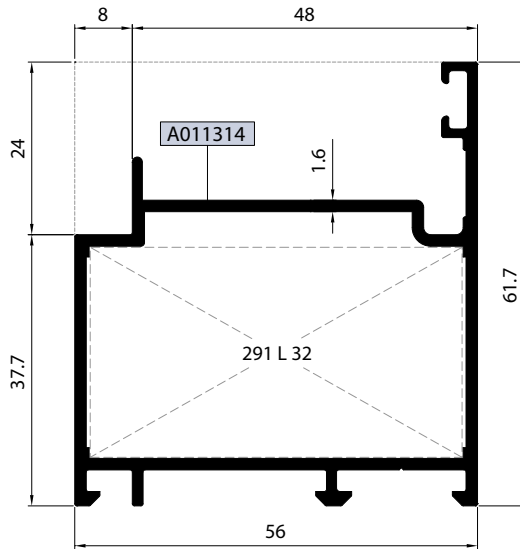
# RW56

KOD / CODE	AĞIRLIK (kg/m) / WEIGHT	J <sub>xx</sub> cm <sup>4</sup>	J <sub>yy</sub> cm <sup>4</sup>	L m	
M56 DF 01	1,058	17,758	12,647	6	
M56 DF 02	1,058	17,834	12,717	6	

M56 DF 01\*



M56 DF 02\*\*



\* İÇE AÇILIM HEMYÜZ KAPI KASA PROFİLİ  
INWARD OPENING FLUSH DOOR FRAME PROFILE

\*\* DIŞA AÇILIM HEMYÜZ KAPI KASA PROFİLİ  
OUTWARD OPENING FLUSH DOOR FRAME PROFILE

Nr		L m	KESİM ÖLÇÜSÜ CUTTING SIZE	AKS. KODU ACS. CODE
M56 DF 01	A011313	25 L 32 (A002430)	51,6 mm	291 L 32
M56 DF 02	A011314	25 L 32 (A002430)	51,6 mm	291 L 32

KOD / CODE	AĞIRLIK (kg/m) / WEIGHT	J <sub>xx</sub> cm <sup>4</sup>	J <sub>yy</sub> cm <sup>4</sup>	L m	
M56 V 02	1,315	28,389	15,253	6	
M56 V 04	1,535	32,624	17,355	6	

01

02

03

04

05

06

07

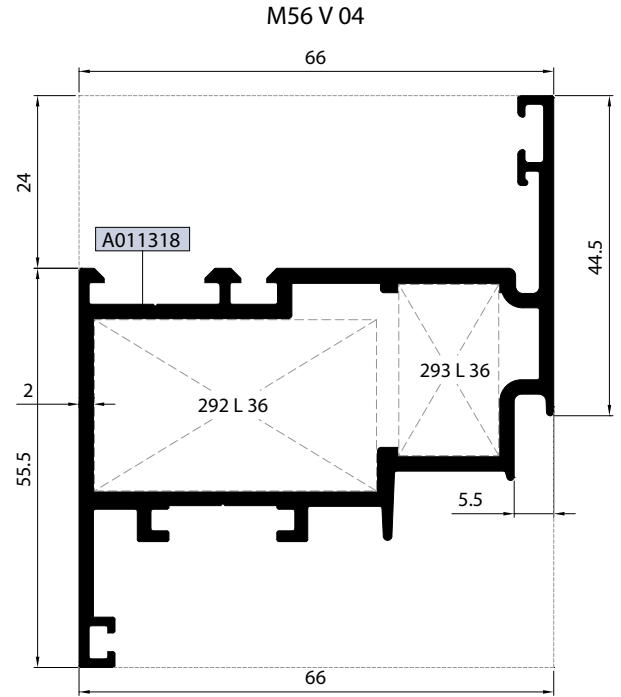
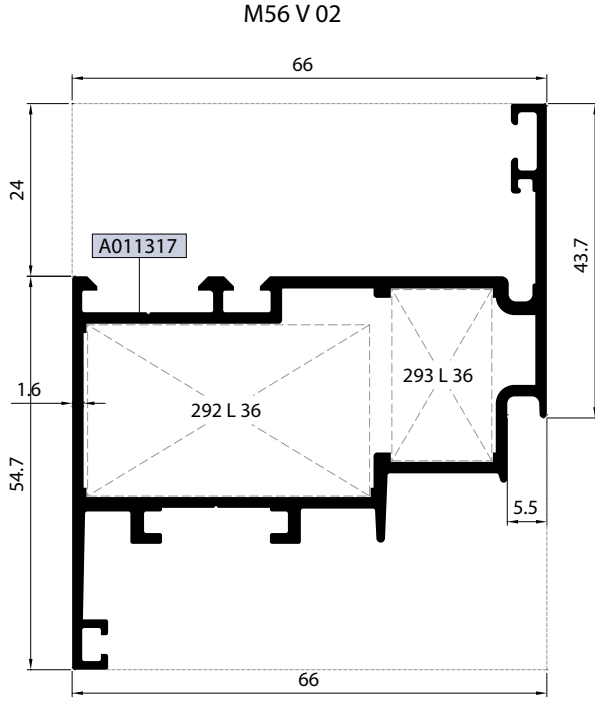
08

09

10

11

12



Nr		L m	KESİM ÖLÇÜSÜ CUTTING SIZE	AKS. KODU ACS. CODE
M56 V 02	A011317	25 L 36 (A002397)	39,1 mm	292 L 36
		25 L 36 (A002397)	13,8 mm	293 L 36
M56 V 04	A011318	25 L 36 (A002397)	39,1 mm	292 L 36
		25 L 36 (A002397)	13,8 mm	293 L 36

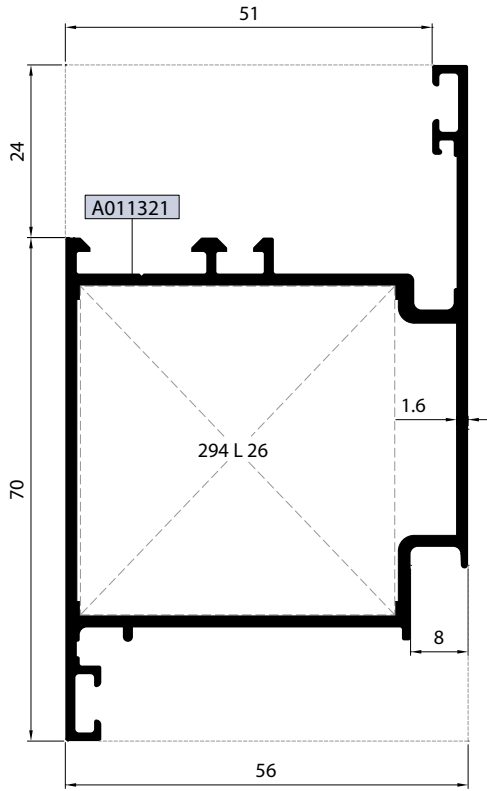
HEMYÜZ KAPI KANAT PROFİLLERİ  
FLUSH DOOR VENT PROFILES

RW56

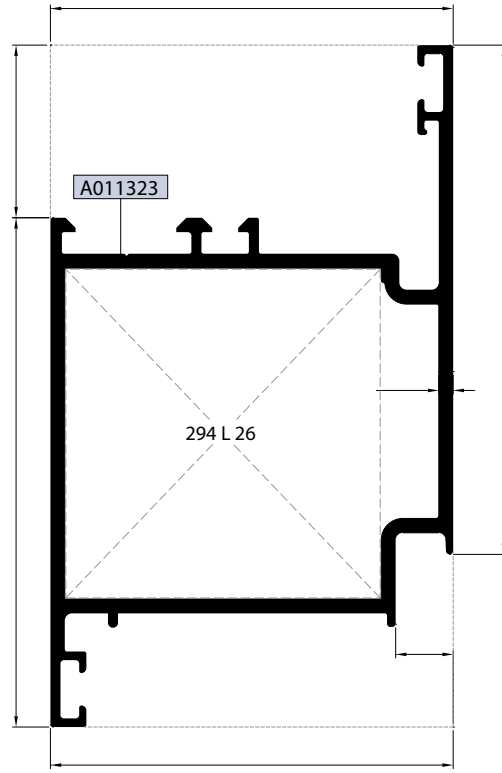
KOD / CODE	AĞIRLIK (kg/m) / WEIGHT	J <sub>xx</sub> cm <sup>4</sup>	J <sub>yy</sub> cm <sup>4</sup>	L m	
M56 DV 01	1,301	23,652	28,906	6	
M56 DV 03	1,517	27,255	32,967	6	

İÇE AÇILIM HEMYÜZ KAPI KANAT PROFİLLERİ  
INWARD OPENING FLUSH DOOR VENT PROFILES

M56 DV 01



M56 DV 03



01

02

03

04

05

06

07

08

09

10

11

12

Nr		L m	KESİM ÖLÇÜSÜ CUTTING SIZE	AKS. KODU ACS. CODE
M56 DV 01	A011321	25 L 26 (A010540)	43,6 mm	294 L 26
M56 DV 03	A011323	25 L 26 (A010540)	43,6 mm	294 L 26

HEMYÜZ KAPI KANAT PROFİLLERİ  
FLUSH DOOR VENT PROFILES

RW56

KOD / CODE	AĞIRLIK (kg/m) / WEIGHT	J <sub>xx</sub> cm <sup>4</sup>	J <sub>yy</sub> cm <sup>4</sup>	L m	
M56 DV 02	1,307	22,526	28,943	6	
M56 DV 04	1,523	26,132	32,976	6	

01

02

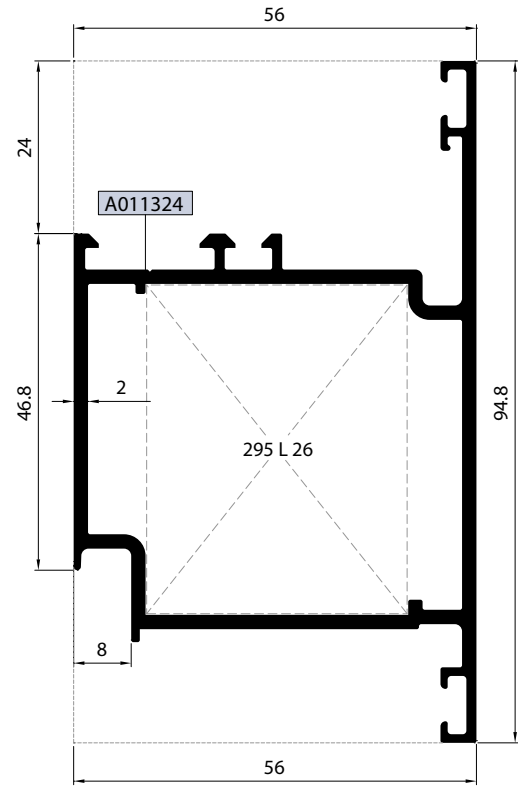
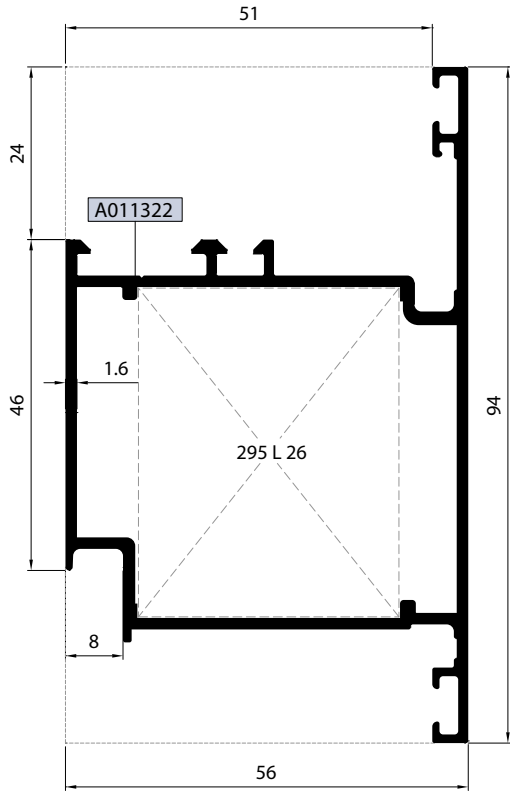
DIŞA AÇILIM HEMYÜZ KAPI KANAT PROFİLLERİ  
OUTWARD OPENING FLUSH DOOR VENT PROFILES

03

M56 DV 02

M56 DV 04

04



05

06

07



08

09

10

11

12

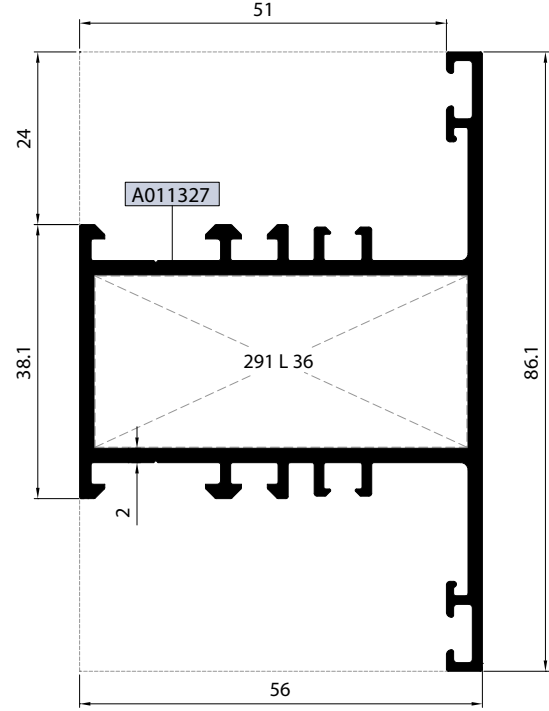
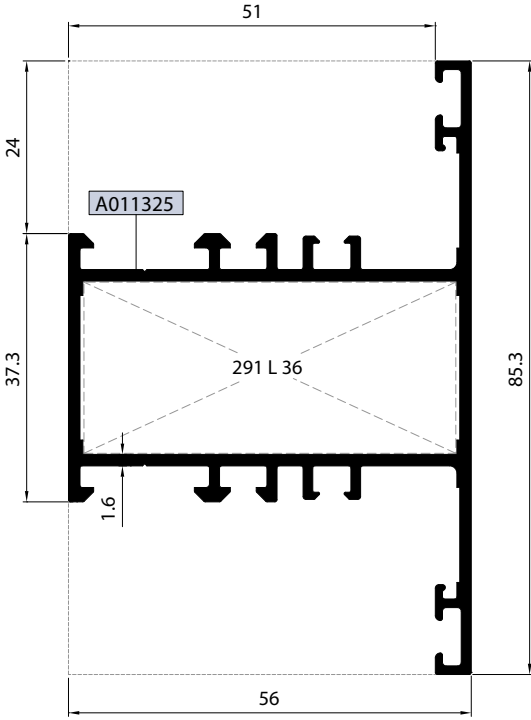
Nr		 L m	KESİM ÖLÇÜSÜ CUTTING SIZE	 AKS. KODU ACS. CODE
M56 DV 02	A011322	25 L 26 (A010540)	36,1 mm	295 L 26
M56 DV 04	A011324	25 L 26 (A010540)	36,1 mm	295 L 26



KOD / CODE	AĞIRLIK (kg/m) / WEIGHT	$J_{xx}$ cm <sup>4</sup>	$J_{yy}$ cm <sup>4</sup>	L m	
M56 M 02	1,285	19,612	17,413	6	
M56 M 06	1,479	22,525	19,346	6	

M56 M 02

M56 M 06



01

02

03

04

05

06

07





08

09

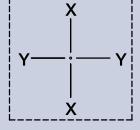
10

11

12

Nr		 L m	KESİM ÖLÇÜSÜ CUTTING SIZE	 AKS. KODU ACS. CODE
M56 M 02	A011325	25 L 36 (A002397)	51,6 mm	291 L 36
M56 M 06	A011327	25 L 36 (A002397)	51,6 mm	291 L 36
Nr		 L m	KESİM ÖLÇÜSÜ CUTTING SIZE	 AKS. KODU ACS. CODE
M56 M 02	A011325	25 J 25 (A011337)	23,7 mm	285 J 25
M56 M 06	A011327	25 J 25 (A011337)	23,7 mm	285 J 25

KOD / CODE	AĞIRLIK (kg/m) / WEIGHT	J <sub>xx</sub> cm <sup>4</sup>	J <sub>yy</sub> cm <sup>4</sup>	L m
M56 M 05	1,296	29,164	17,206	6
M56 M 07	1,511	33,556	19,256	6



01

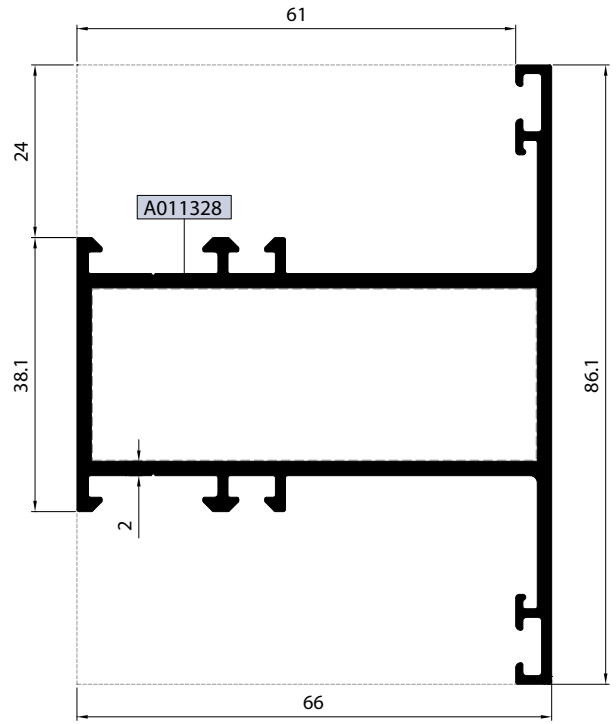
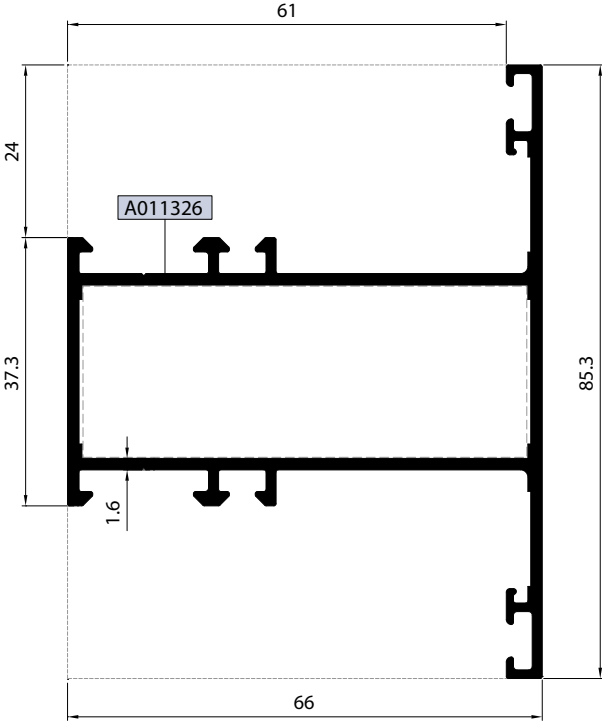
02

03

M56 M 05\*

M56 M 07\*

04



05

06

07

08

09

10

11

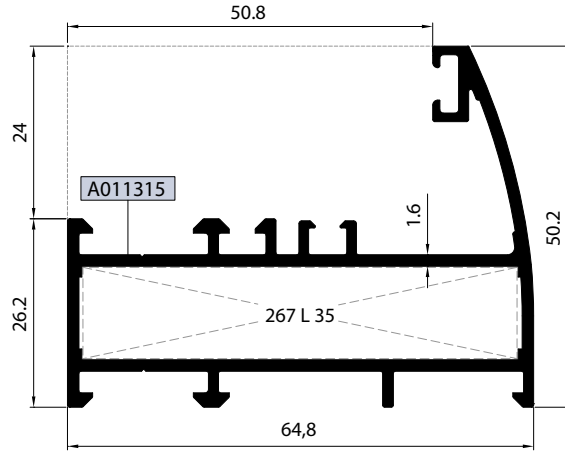
\*M56 V 02 & M56 V 04 KANAT PROFİLLERİ İLE KULLANILIR  
USE WITH M56 V 02& M56 V 04 VENT PROFILE

12

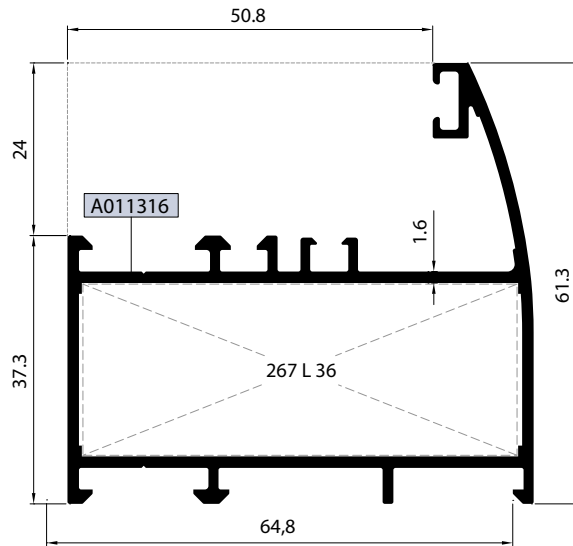
Nr		 L m	KESİM ÖLÇÜSÜ CUTTING SIZE	AKS. KODU ACS. CODE
M56 M 05	A011326	25 J 24 (A011336)	23,7 mm	285 J 24
M56 M 07	A011328	25 J 24 (A011336)	23,7 mm	285 J 24



KOD / CODE	AĞIRLIK (kg/m) / WEIGHT	$J_{xx}$ cm <sup>4</sup>	$J_{yy}$ cm <sup>4</sup>	L m	
M56 CF 01	1,117	19,723	6,652	6	
M56 CF 02	1,214	23,295	12,594	6	

M56 CF 01



M56 CF 02



Nr		 L m	KESİM ÖLÇÜSÜ CUTTING SIZE	 AKS. KODU ACS. CODE
M56 CF 01	A011315	25 L 35 (A010076)	60,3 mm	267 L 35
M56 CF 02	A011316	25 L 36 (A002397)	60,3 mm	267 L 36

OVAL KANAT PROFİLLERİ  
OVAL VENT PROFILES

# RW56

KOD / CODE	AĞIRLIK (kg/m) / WEIGHT	J <sub>xx</sub> cm <sup>4</sup>	J <sub>yy</sub> cm <sup>4</sup>	L m	
M56 CV 02	1,337	26,961	16,930	6	
M56 CV 03	1,527	34,233	40,541	6	

01

02

03

04

05

06

07

08

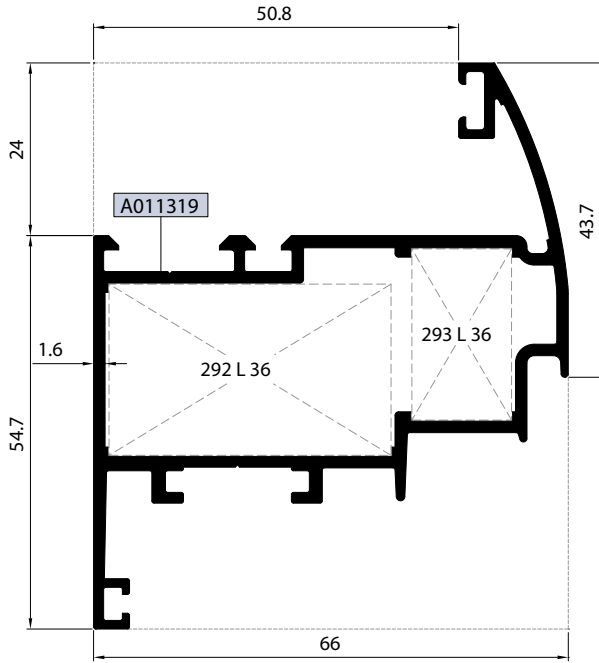
09

10

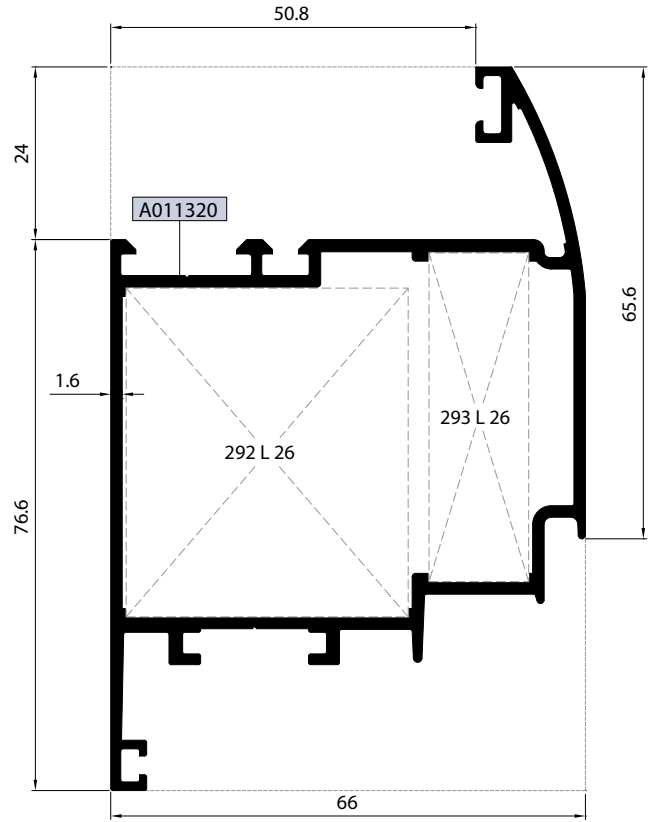
11



12

M56 CV 02



M56 CV 03

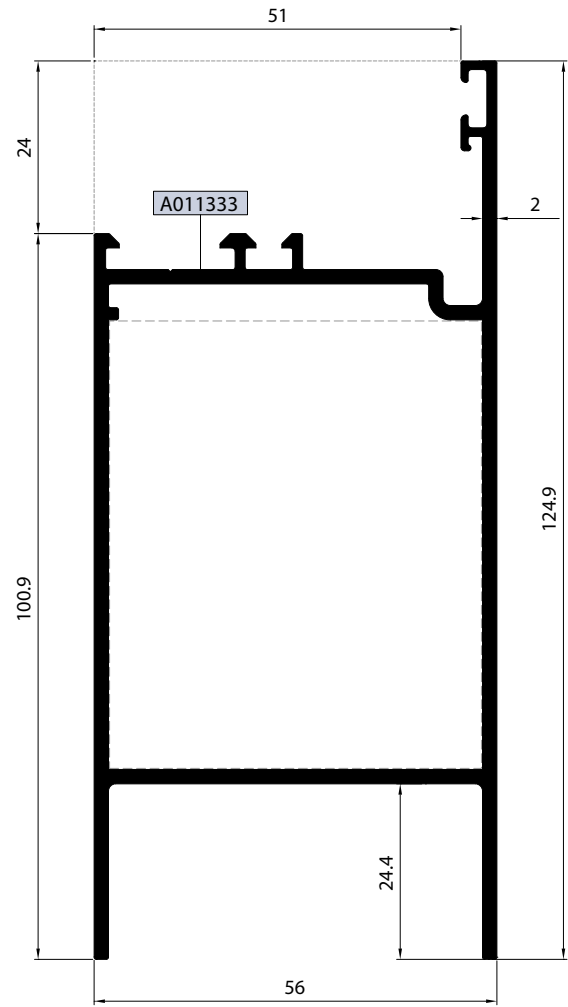
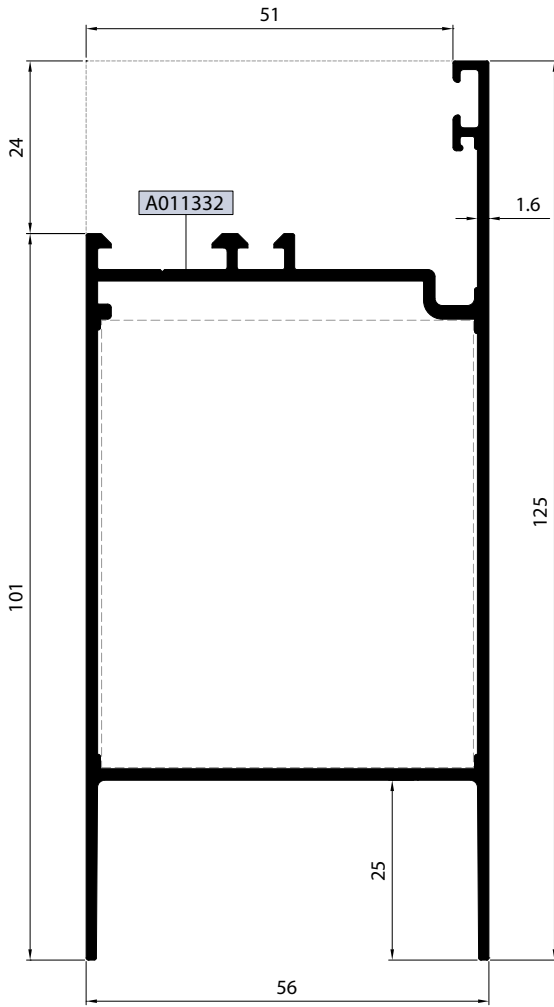


Nr		 L m	KESİM ÖLÇÜSÜ CUTTING SIZE	 AKS. KODU ACS. CODE
M56 CV 02	A011319	25 L 36 (A002397)	39,1 mm	292 L 36
		25 L 36 (A002397)	13,8 mm	293 L 36
M56 CV 03	A011320	25 L 26 (A010540)	39,1 mm	292 L 26
		25 L 26 (A010540)	13,8 mm	293 L 26

KOD / CODE	AĞIRLIK (kg/m) / WEIGHT	$J_{xx}$ cm <sup>4</sup>	$J_{yy}$ cm <sup>4</sup>	L m	
M56 K 01	1,572	32,028	69,692	6	
M56 K 04	1,900	38,360	83,523	6	

M56 K 01

M56 K 04



01

02

03

04

05

06

07

08

09

10

11

12

Nr		L m	KESİM ÖLÇÜSÜ CUTTING SIZE	AKS. KODU ACS. CODE
M56 K 01	A011332	25 J 25 (A011337)	62,1 mm	297 J 25
M56 K 04	A011333	25 J 25 (A011337)	62,1 mm	297 J 25

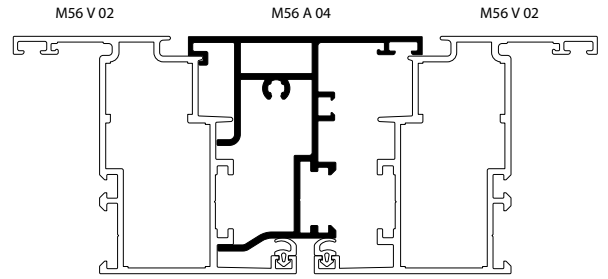
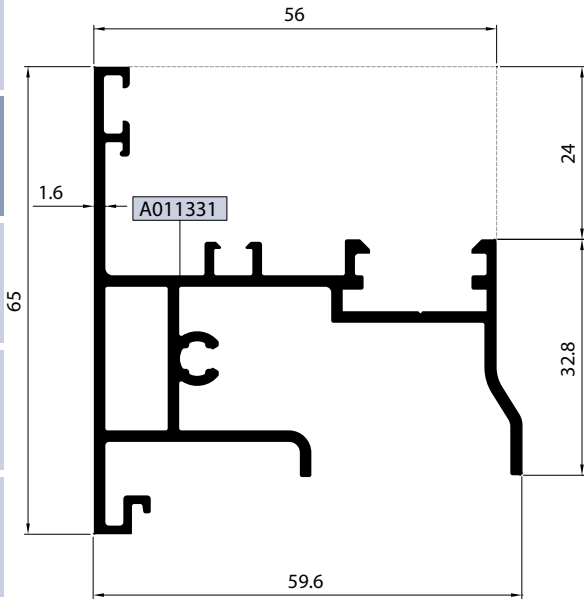
ADAPTÖR VE TİJ PROFİLLERİ  
ADAPTER AND SLIDING ROD PROFILES

# RW56

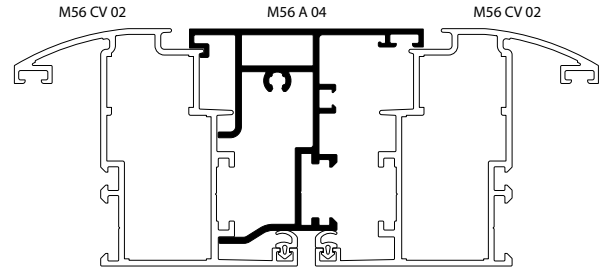
KOD / CODE	AĞIRLIK (kg/m) / WEIGHT	J <sub>xx</sub> cm <sup>4</sup>	J <sub>yy</sub> cm <sup>4</sup>	L m	
M56 A 04	1,144	16,289	8,532	6	
25 I 06	0,104	----	----	6	

- 01
- 02
- 03
- 04
- 05
- 06
- 07
- 08
- 09
- 10
- 11
- 12

M56 A 04

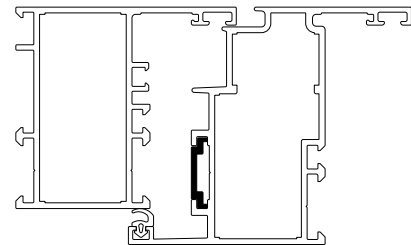
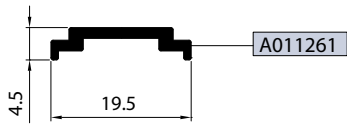


Ölçek/Scale:1/2



Ölçek/Scale:1/2

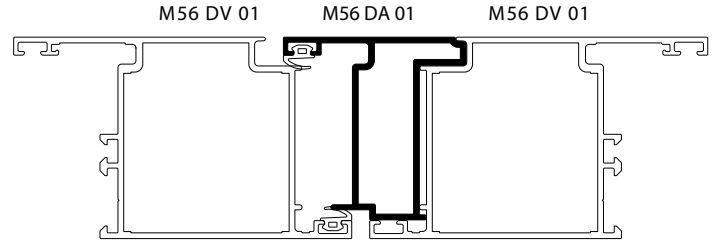
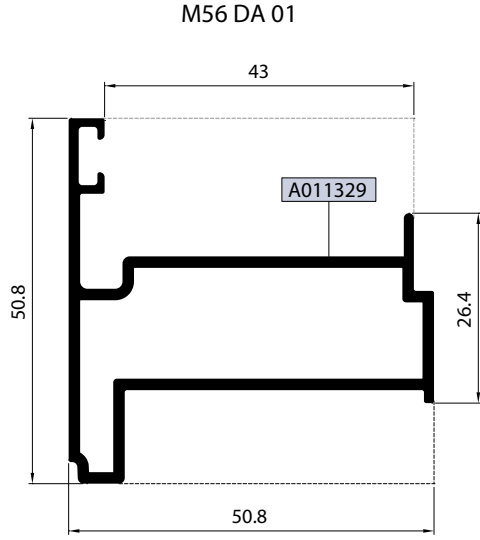
25 I 06



25 I 06

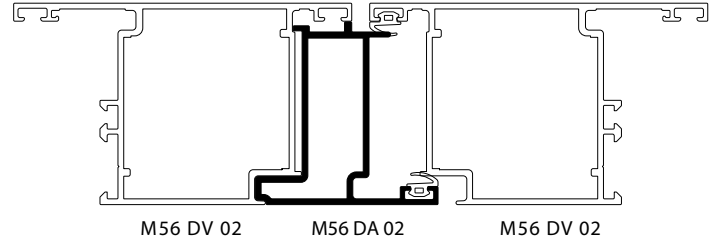
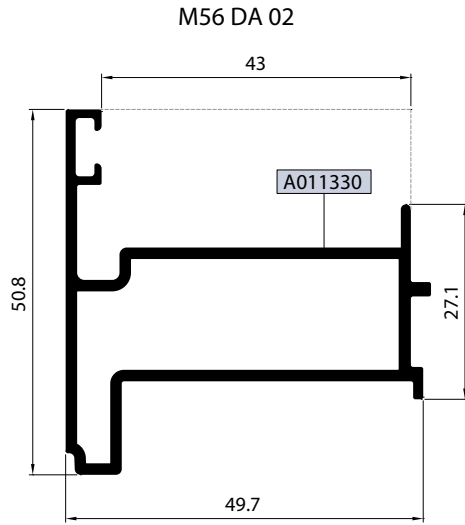
Ölçek/Scale:1/2

KOD / CODE	AĞIRLIK (kg/m) / WEIGHT	J <sub>xx</sub> cm <sup>4</sup>	J <sub>yy</sub> cm <sup>4</sup>	L m	
M56 DA 01	0,840	10,344	4,429	6	
M56 DA 02	0,845	10,232	4,431	6	
MT65 A 01	0,273	---	---	6	



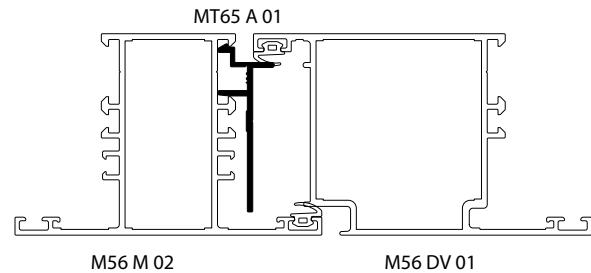
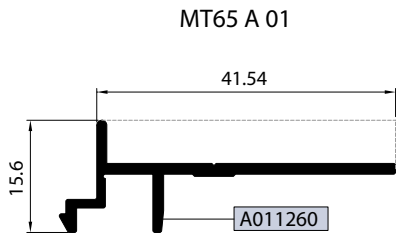
İÇE AÇILIM HEMYÜZ KAPI  
INWARD OPENING FLUSH DOOR

Ölçek/Scale:1/2



DIŞA AÇILIM HEMYÜZ KAPI  
OUTWARD OPENING FLUSH DOOR

Ölçek/Scale:1/2



İÇE AÇILIM HEMYÜZ KAPI  
INWARD OPENING FLUSH DOOR

Ölçek/Scale:1/2

01

02

03

04

05

06

07

08

09

10

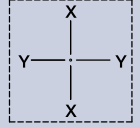
11

12

KÖŞE DÖNÜŞ PROFİLLERİ  
CORNER PROFILES

RW56

KOD / CODE	AĞIRLIK (kg/m) / WEIGHT	J <sub>xx</sub> cm <sup>4</sup>	J <sub>yy</sub> cm <sup>4</sup>	L m
M56 C 01	1,147	25,241	25,241	6
M56 C 02	0,897	12,092	9,039	6
MT65 A 02	0,090	---	---	



01

02

03

04

05

06

07

08

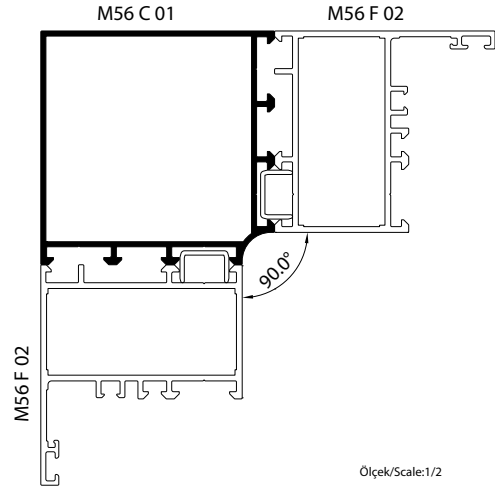
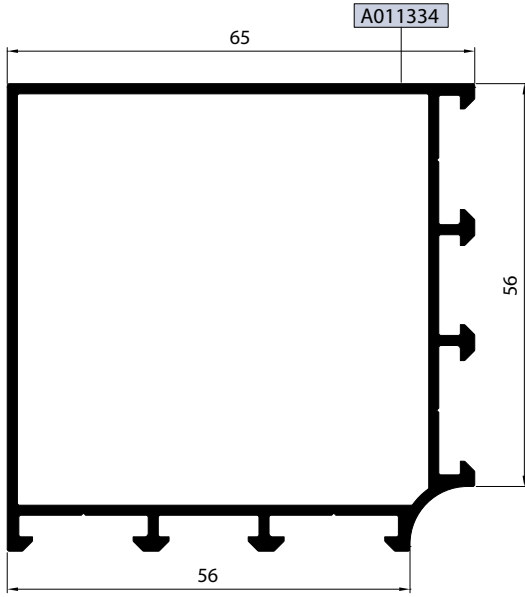
09

10

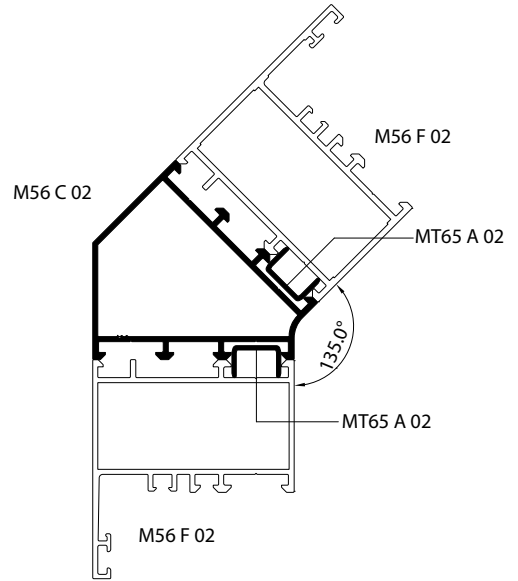
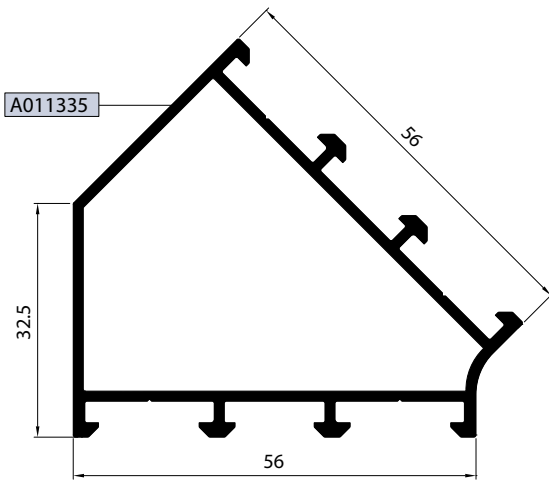
11

12

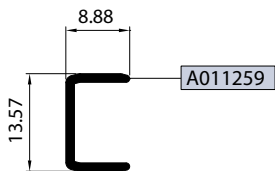
M56 C 01



M56 C 02

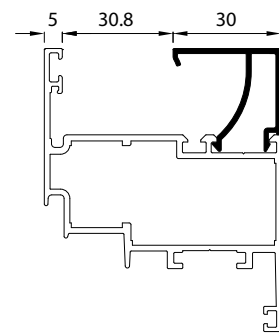
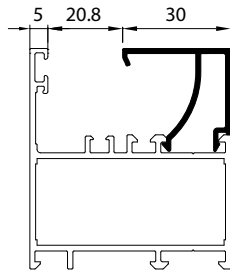
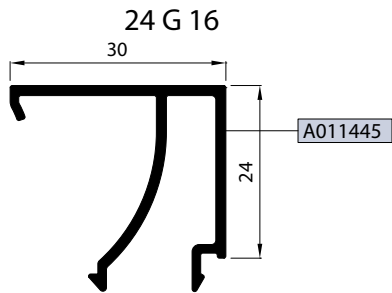
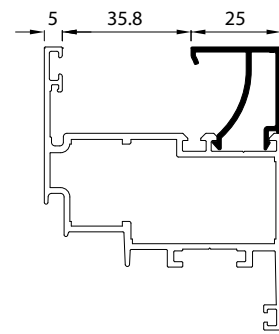
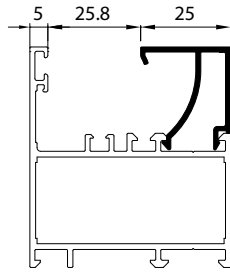
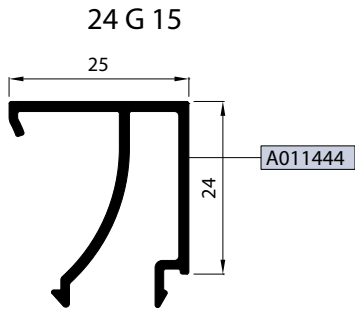
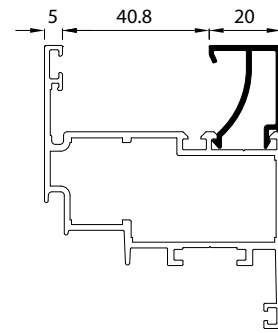
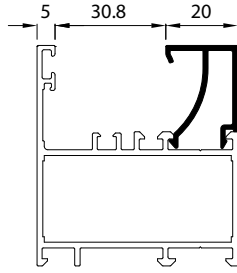
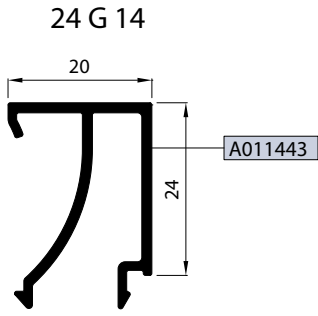
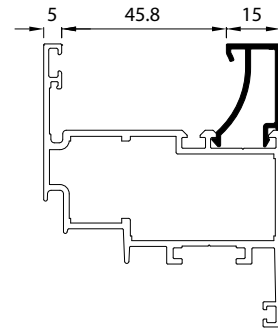
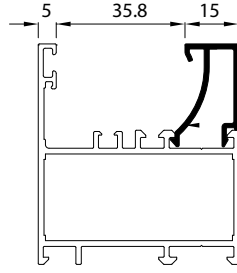
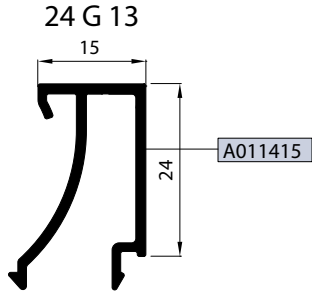
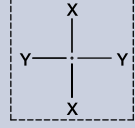


MT65 A 02





KOD / CODE	AĞIRLIK (kg/m) / WEIGHT	J <sub>xx</sub> cm <sup>4</sup>	J <sub>yy</sub> cm <sup>4</sup>	L m
24 G 13	0,296			6
24 G 14	0,315			6
24 G 15	0,334			6
24 G 16	0,353			6



01

02

03

04

05

06

07

08

09

10

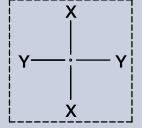
11

12

CAM ÇITA PROFİLLERİ  
GLAZING BEAD PROFILES

# RW56

KOD / CODE	AĞIRLIK (kg/m) / WEIGHT	J <sub>xx</sub> cm <sup>4</sup>	J <sub>yy</sub> cm <sup>4</sup>	L m
24 G 17	0,372			6
24 G 18	0,391			6



01

02

03

04

05

06

07

08

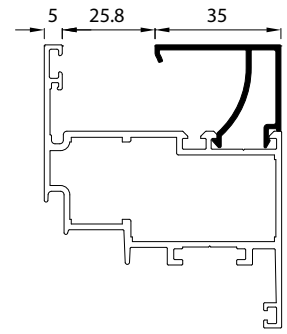
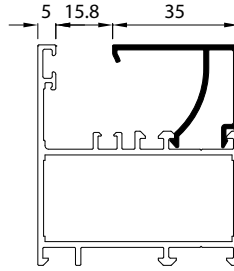
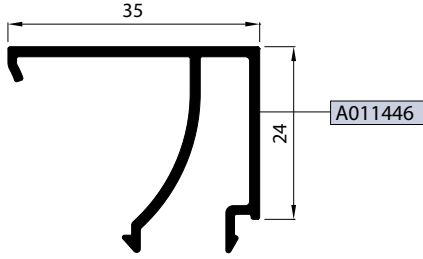
09

10

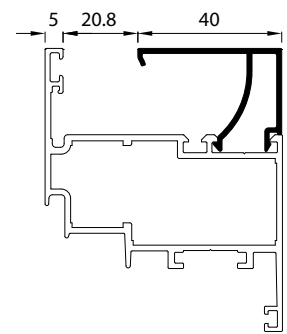
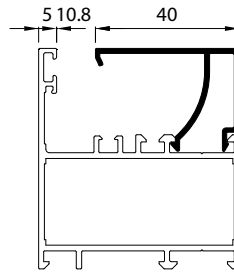
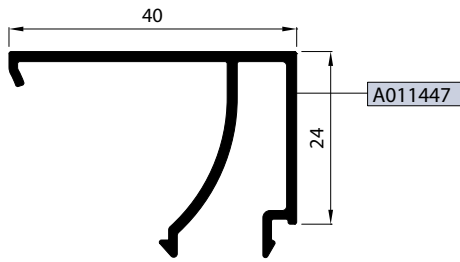
11

12

24 G 17



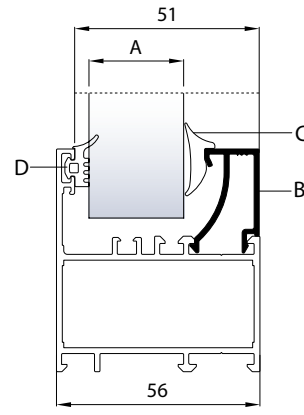
24 G 18



UYGULANAN PROFİLLER: M56F02-M56F03-M56DV01-M56DV02-M56DV03-M56DV04-M56CF01-M56CF02-M56CV02-M56CV03-M56M02 -M56M06-M56K01-M56K04  
USE WITH: M56F02-M56F03-M56DV01-M56DV02-M56DV03-M56DV04-M56CF01-M56CF02-M56CV02-M56CV03-M56M02-M56M06-M56K01-M56K04

B CAM ÇİTASI GLAZING BEAD	C İÇ CAM FİTİLİ GLAZING GASKET	A CAM KALINLIĞI GLASS THICKNESS	D DIŞ CAM FİTİLİ GLAZING GASKET
24 G 13	01.17.20	29 mm	01.11.15
24 G 13	01.17.05	28 mm	01.11.15
24 G 13	01.17.14	27 mm	01.11.15
24 G 13	01.17.15	26 mm	01.11.15
24 G 13	01.17.21	25 mm	01.11.15
24 G 14	01.17.20	24 mm	01.11.15
24 G 14	01.17.05	23 mm	01.11.15
24 G 14	01.17.14	22 mm	01.11.15
24 G 14	01.17.15	21 mm	01.11.15
24 G 14	01.17.21	20 mm	01.11.15
24 G 15	01.17.20	19 mm	01.11.15
24 G 15	01.17.05	18 mm	01.11.15
24 G 15	01.17.14	17 mm	01.11.15
24 G 15	01.17.15	16 mm	01.11.15
24 G 15	01.17.21	15 mm	01.11.15
24 G 16	01.17.20	14 mm	01.11.15
24 G 16	01.17.05	13 mm	01.11.15
24 G 16	01.17.14	12 mm	01.11.15
24 G 16	01.17.15	11 mm	01.11.15
24 G 16	01.17.21	10 mm	01.11.15

B CAM ÇİTASI GLAZING BEAD	C İÇ CAM FİTİLİ GLAZING GASKET	A CAM KALINLIĞI GLASS THICKNESS	D DIŞ CAM FİTİLİ GLAZING GASKET
24 G 17	01.17.20	9 mm	01.11.15
24 G 17	01.17.05	8 mm	01.11.15
24 G 17	01.17.14	7 mm	01.11.15
24 G 17	01.17.15	6 mm	01.11.15
24 G 17	01.17.21	5 mm	01.11.15
24 G 18	01.17.20	4 mm	01.11.15



CAM MONTAJINDA SADECE BU SİSTEM İÇİN TASARLANAN VE ÜRETİLEN FİTİLLER KULLANILMALIDIR. FARKLI MALZEME KULLANIMLARI İŞLEVSEL VE TASARIMSAL SORUNLARA SEBEP OLUR.  
THE GASKETS USED DURING INSTALLING THE GLASS SHOULD BE ONLY THE ONES CREATED FOR THIS SYSTEM, THE USE OF OTHER MATERIALS MAY CAUSE FUNCTIONAL AND DESIGN PROBLEMS.

TABLODA VERİLEN CAM KALINLIKLARI TEORİK OLUP SİSTEMİN ISI PERFORMANS KRİTERLERİNDEN BAĞIMSIZDIR.  
THE GLASS THICKNESSES IN THE TABLE ARE THEORETICAL AND INDEPENDENT FROM THERMAL PERFORMANCE CRITERIA OF THE SYSTEM.

YUKARIDA VERİLEN TABLODA CAM-FİTİL VE PROFİL İLİŞKİSİ TEORİK OLUP PROFİL VE CAM TOLERANSLARINDAN KAYNAKLI ÖLÇÜ FARKLILIKLARI OLUŞABİLİR.  
THE RELATIONSHIP BETWEEN GLASS-GASKET AND PROFILE PROVIDED IN THE TABLE IS THEORETICAL. IT MAY OCCUR SIZE DIFFERENCES FROM THE TOLERANCES OF PROFILE AND GLASS.

01

02

03

04

05

06

07

08

09

10

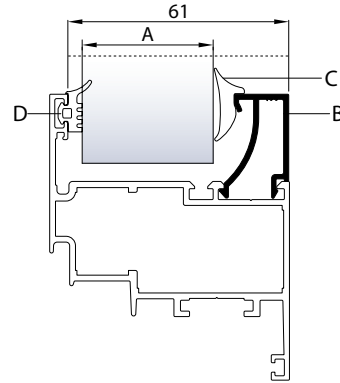
11

12

UYGULANAN PROFİLLER: M56V02-M56V04-M56M05-M56M07  
USE WITH: M56V02-M56V04-M56M05-M56M07

B CAM ÇİTASI GLAZING BEAD	C İÇ CAM FİTİLİ GLAZING GASKET	A CAM KALINLIĞI GLASS THICKNESS	D DIŞ CAM FİTİLİ GLAZING GASKET
24 G 13	01.17.20	39 mm	01.11.15
24 G 13	01.17.05	38 mm	01.11.15
24 G 13	01.17.14	37 mm	01.11.15
24 G 13	01.17.15	36 mm	01.11.15
24 G 13	01.17.21	35 mm	01.11.15
24 G 14	01.17.20	34 mm	01.11.15
24 G 14	01.17.05	33 mm	01.11.15
24 G 14	01.17.14	32 mm	01.11.15
24 G 14	01.17.15	31 mm	01.11.15
24 G 14	01.17.21	30 mm	01.11.15
24 G 15	01.17.20	29 mm	01.11.15
24 G 15	01.17.05	28 mm	01.11.15
24 G 15	01.17.14	27 mm	01.11.15
24 G 15	01.17.15	26 mm	01.11.15
24 G 15	01.17.21	25 mm	01.11.15
24 G 16	01.17.20	24 mm	01.11.15
24 G 16	01.17.05	23 mm	01.11.15
24 G 16	01.17.14	22 mm	01.11.15
24 G 16	01.17.15	21 mm	01.11.15
24 G 16	01.17.21	20 mm	01.11.15

B CAM ÇİTASI GLAZING BEAD	C İÇ CAM FİTİLİ GLAZING GASKET	A CAM KALINLIĞI GLASS THICKNESS	D DIŞ CAM FİTİLİ GLAZING GASKET
24 G 17	01.17.20	19 mm	01.11.15
24 G 17	01.17.05	18 mm	01.11.15
24 G 17	01.17.14	17 mm	01.11.15
24 G 17	01.17.15	16 mm	01.11.15
24 G 17	01.17.21	15 mm	01.11.15
24 G 18	01.17.20	14 mm	01.11.15
24 G 18	01.17.05	13 mm	01.11.15
24 G 18	01.17.14	12 mm	01.11.15
24 G 18	01.17.15	11 mm	01.11.15
24 G 18	01.17.21	10 mm	01.11.15



CAM MONTAJINDA SADECE BU SİSTEM İÇİN TASARLANAN VE ÜRETİLEN FİTİLLER KULLANILMALIDIR. FARKLI MALZEME KULLANIMLARI İŞLEVSEL VE TASARIMSAL SORUNLARA SEBEP OLABİLİR.  
THE GASKETS USED DURING INSTALLING THE GLASS SHOULD BE ONLY THE ONES CREATED FOR THIS SYSTEM, THE USE OF OTHER MATERIALS MAY CAUSE FUNCTIONAL AND DESIGN PROBLEMS.

TABLODA VERİLEN CAM KALINLIKLARI TEORİK OLUP SİSTEMİN ISI PERFORMANS KRİTERLERİNDEN BAĞIMSIZDIR.  
THE GLASS THICKNESSES IN THE TABLE ARE THEORETICAL AND INDEPENDENT FROM THERMAL PERFORMANCE CRITERIA OF THE SYSTEM.

YUKARIDA VERİLEN TABLODA CAM-FİTİL VE PROFİL İLİŞKİSİ TEORİK OLUP PROFİL VE CAM TOLERANSLARINDAN KAYNAKLI ÖLÇÜ FAKLİLİKLERİ OLUŞABİLİR.  
THE RELATIONSHIP BETWEEN GLASS-GASKET AND PROFILE PROVIDED IN THE TABLE IS THEORETICAL. IT MAY OCCUR SIZE DIFFERENCES FROM THE TOLERANCES OF PROFILE AND GLASS.

TAKOZLAR (CLEATS)

PROFİL KODU (PROFILE CODE)	25 L 26	25 L 32	25 L 35	25 L 36
FABRİKA KODU (FACTORY CODE)	A010540	A002430	A010076	A002397
AĞIRLIK (WEIGHT)	4,870 kg/m	3,702 kg/m	4,192 kg/m	3,229 kg/m
ÇİZİM (DRAWING)				

PROFİL KODU (PROFILE CODE)	25 J 24	25 J 25		
FABRİKA KODU (FACTORY CODE)	A011336	A011337		
AĞIRLIK (WEIGHT)	1,318 kg/m	1,232 kg/m		
ÇİZİM (DRAWING)				

KÖŞE TAKOZLARI (CORNER CLEATS)				
Nr			KESİM ÖLÇÜSÜ CUTTING SIZE	AKS. KODU ACS. CODE
M56 F 02	A011311	25 L 36 (A002397)	51,6 mm	291 L 36
M56 F 03	A011312	25 L 36 (A002397)	51,6 mm	291 L 36
M56 DF 01	A011313	25 L 32 (A002430)	51,6 mm	291 L 32
M56 DF 02	A011314	25 L 32 (A002430)	51,6 mm	291 L 32
M56 CF 01	A011315	25 L 35 (A010076)	60,3 mm	267 L 35
M56 CF 02	A011316	25 L 36 (A002397)	60,3 mm	267 L 36
M56 V 02	A011317	25 L 36 (A002397)	39,1 mm	292 L 36
	A011317	25 L 36 (A002397)	13,8 mm	293 L 36
M56 V 04	A011318	25 L 36 (A002397)	39,1 mm	292 L 36
	A011318	25 L 36 (A002397)	13,8 mm	293 L 36
M56 DV 01	A011321	25 L 26 (A010540)	43,6 mm	294 L 26
M56 DV 02	A011322	25 L 26 (A010540)	36,1 mm	295 L 26
M56 DV 03	A011323	25 L 26 (A010540)	43,6 mm	294 L 26
M56 DV 04	A011324	25 L 26 (A010540)	36,1 mm	295 L 26
M56 CV 02	A011319	25 L 36 (A002397)	39,1 mm	292 L 36
		25 L 36 (A002397)	13,8 mm	293 L 26
M56 CV 03	A011320	25 L 26 (A010540)	39,1 mm	292 L 26
		25 L 26 (A010540)	13,8 mm	293 L 26
M56 M 02	A011325	25 L 36 (A002397)	51,6 mm	291 L 36
M56 M 06	A011327	25 L 36 (A002397)	51,6 mm	291 L 36

ORTA KAYIT BAĞLANTILARI (MULLION CONNECTION PIECES)				
Nr			KESİM ÖLÇÜSÜ CUTTING SIZE	AKS. KODU ACS. CODE
M56 M 02	A011325	25 J 25 (A011337)	23,7 mm	285 J 25
M56 M 05	A011326	25 J 24 (A011336)	23,7 mm	285 J 24
M56 M 06	A011327	25 J 25 (A011337)	23,7 mm	285 J 25
M56 M 07	A011328	25 J 24 (A011336)	23,7 mm	285 J 24
M56 K 01	A011332	25 J 25 (A011337)	62,1 mm	297 J 25
M56 K 04	A011333	25 J 25 (A011337)	62,1 mm	297 J 25



# MİMARİ KATALOG

## ARCHITECTURAL CATALOGUE

Alüminyum Kapı Pencere ve Giydirme Cephe Sistemleri  
Aluminium Window Door and Facade Systems

Rescara Sistem Detayları  
Rescara System Details

# RW56

DETAYLAR

DETAILS

01

02

03

04

05

06

07

08

09

10

11

12

01

02

03

04

05

06

07

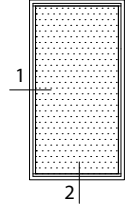
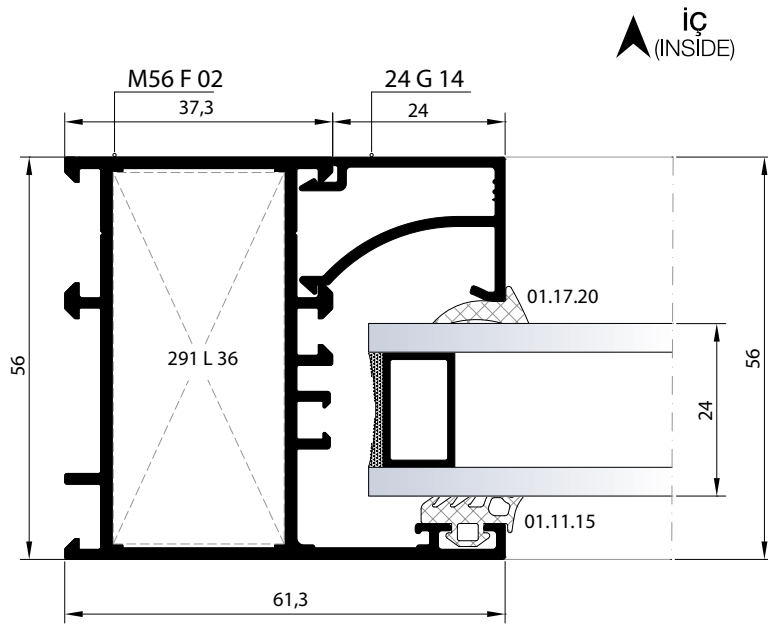
08

09

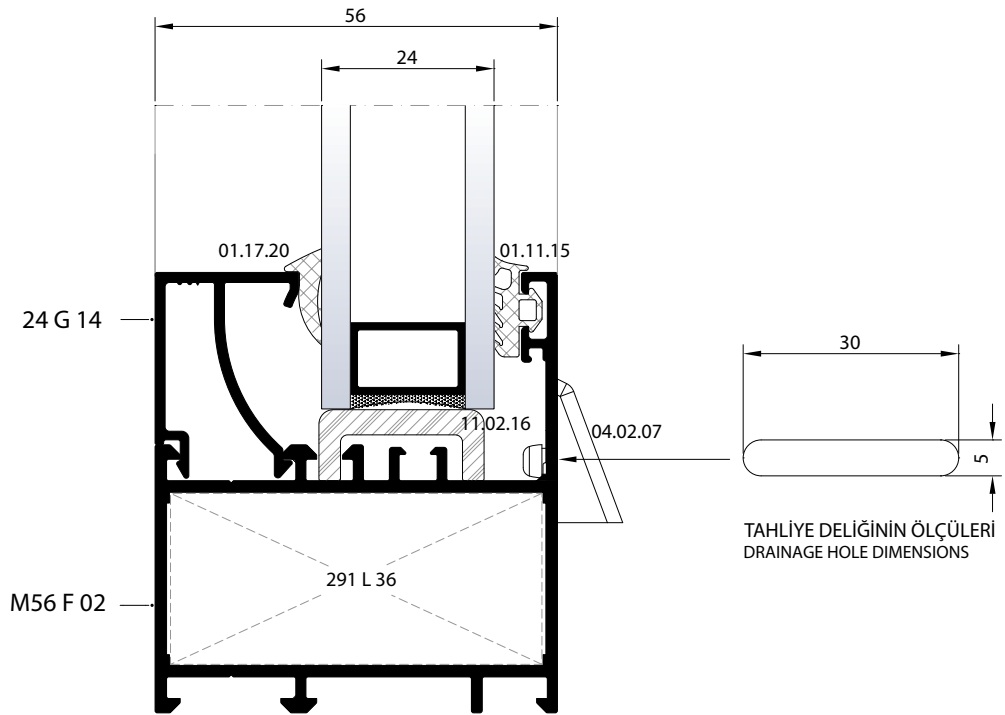
10

11

12



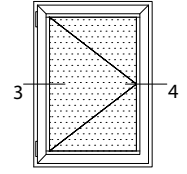
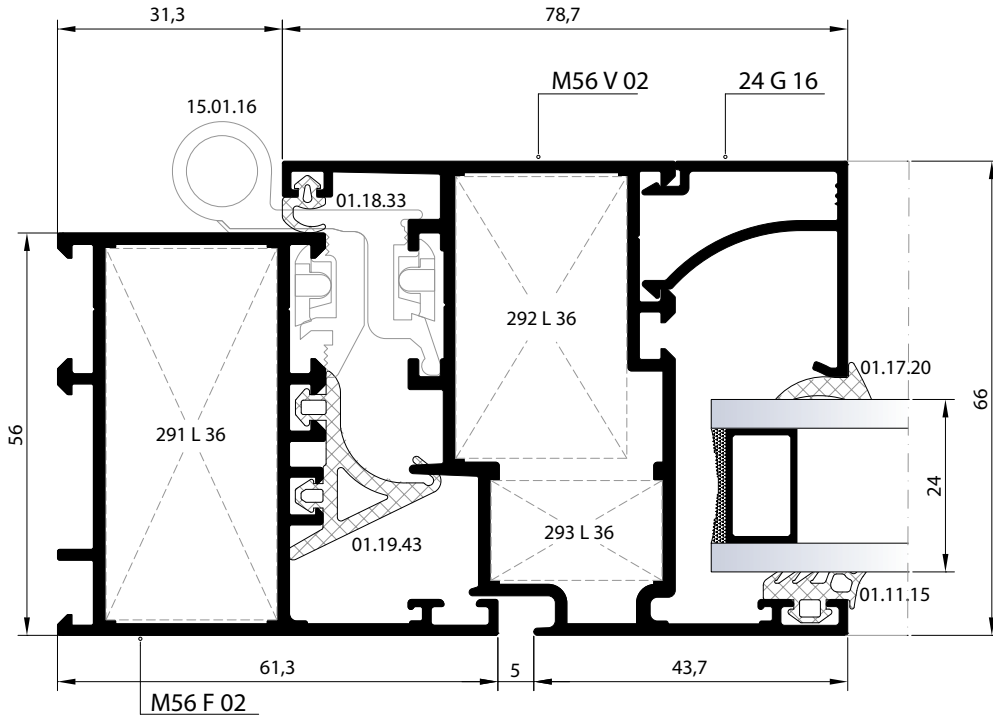
① DETAYI  
DETAIL



② DETAYI  
DETAIL

DIŞ  
(OUTSIDE)





01

02

03

04

05

06

3 DETAYI  
DETAIL

07

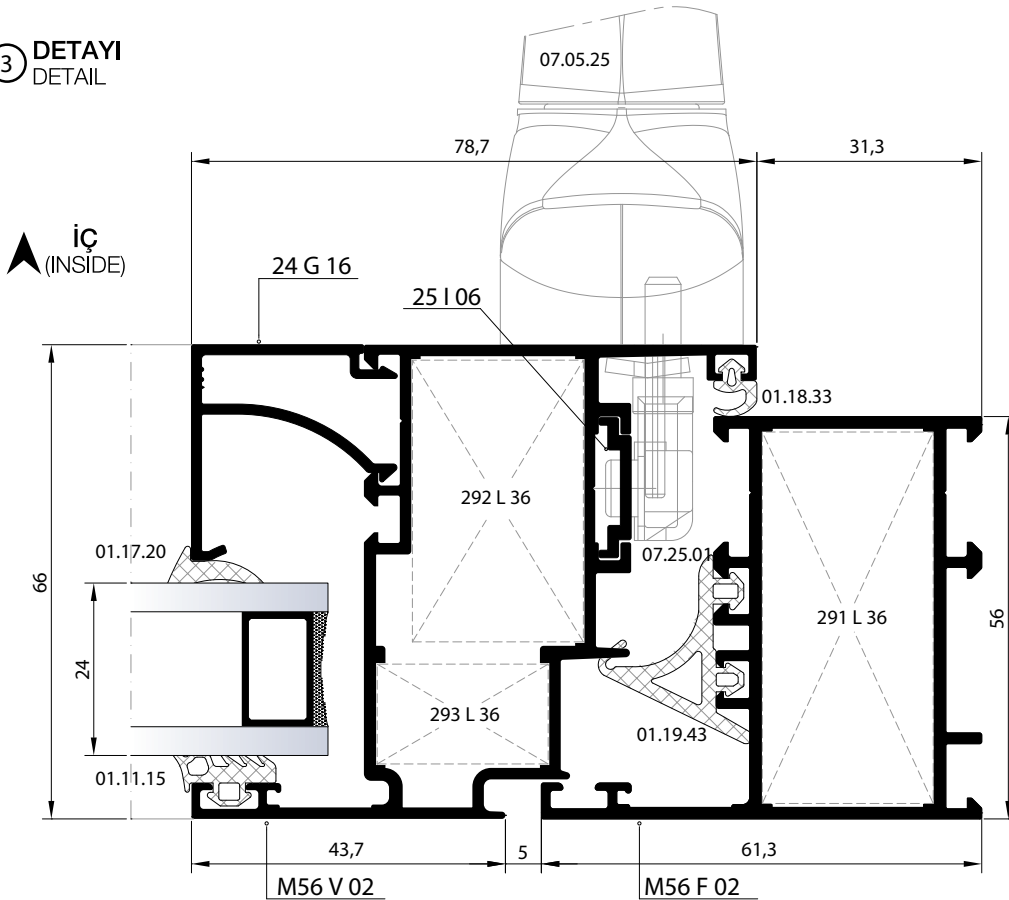
08

09

10

11

12



4 DETAYI  
DETAIL

DIŞ  
(OUTSIDE) ➔

01

02

03

04

05

06

07

08

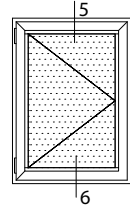
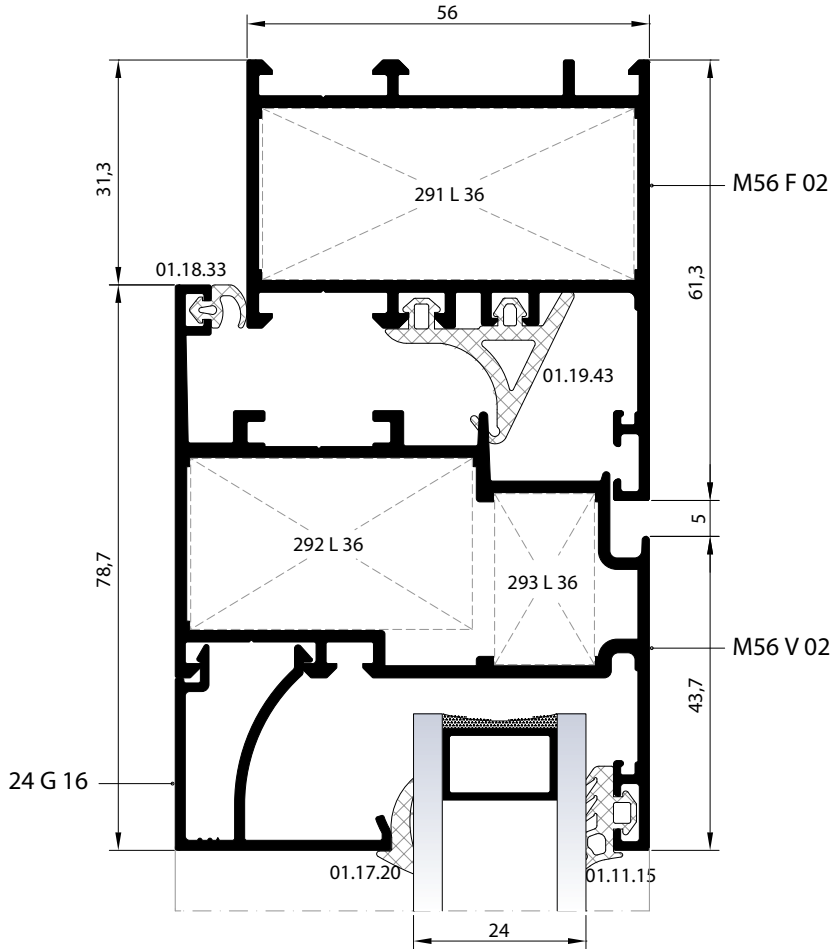
09

10

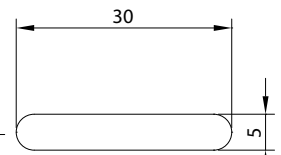
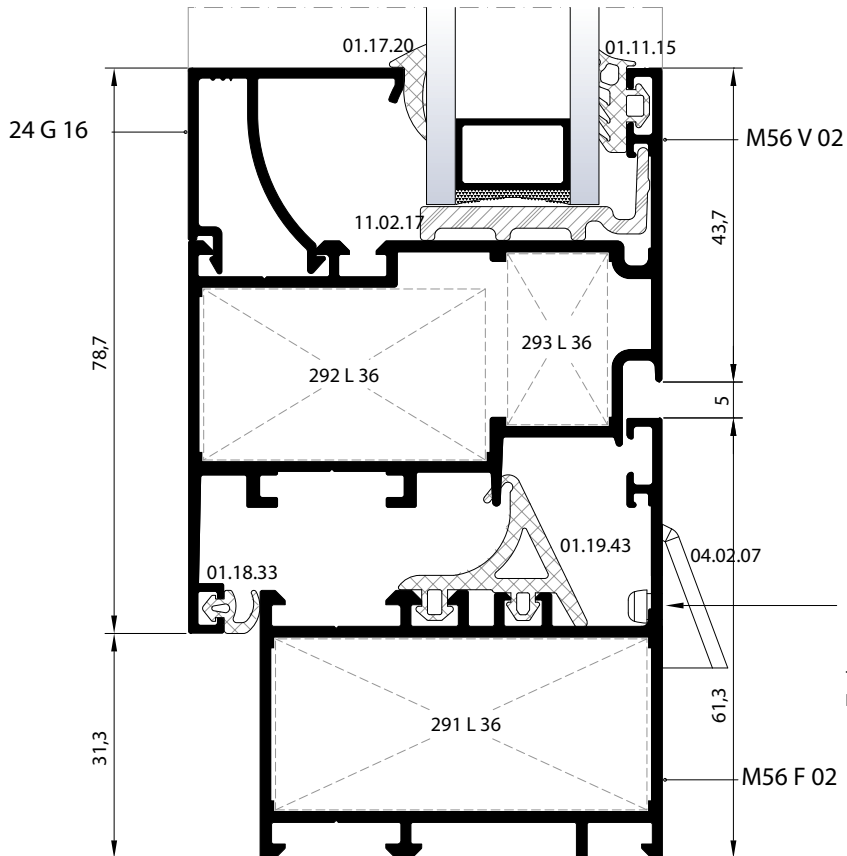
11

12

5 DETAYI  
DETAIL

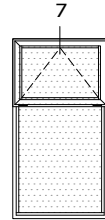
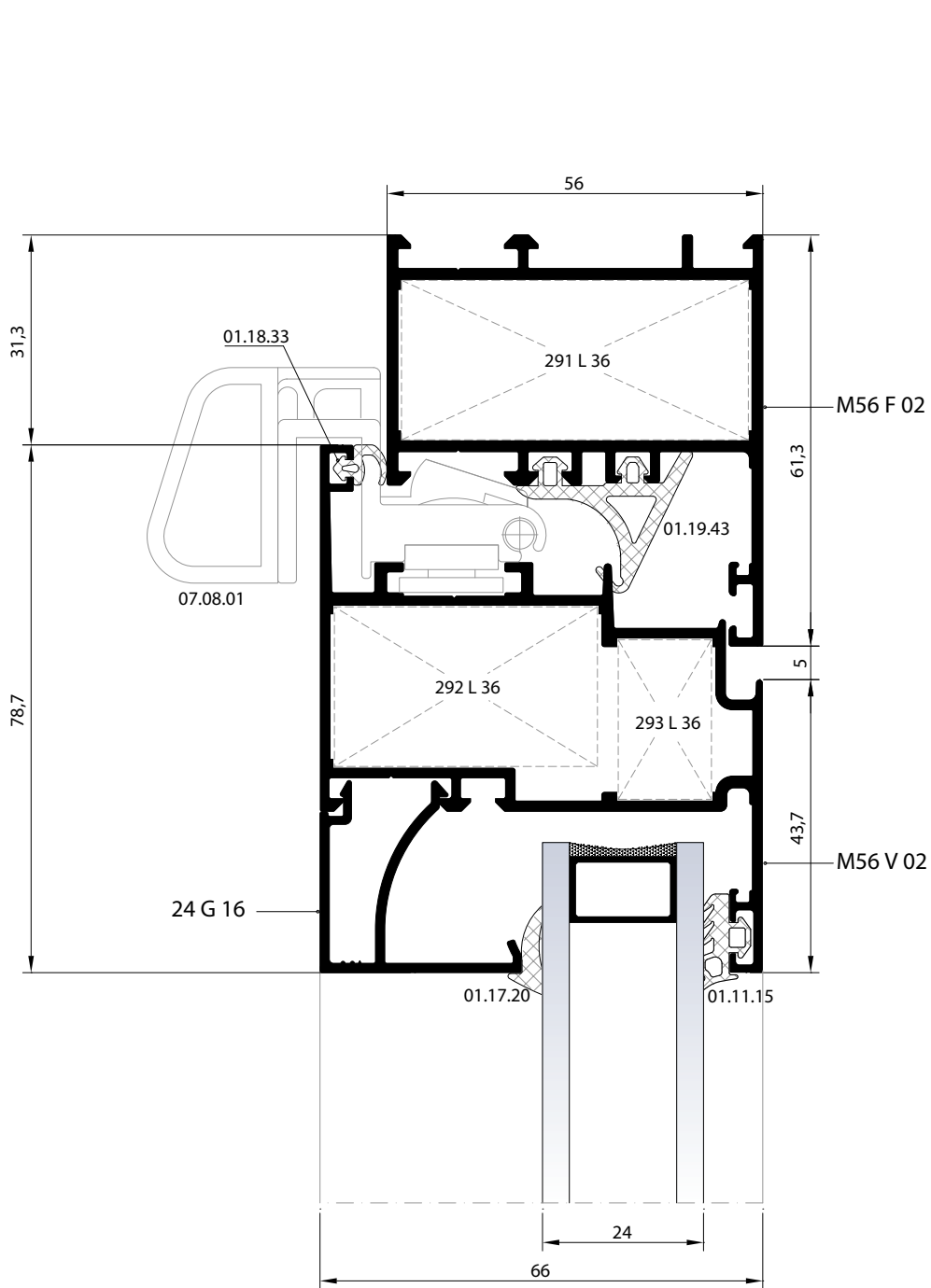


6 DETAYI  
DETAIL



TAHLİYE DELİĞİNİN ÖLÇÜLERİ  
DRAINAGE HOLE DIMENSIONS

DIŞ  
(OUTSIDE) ➔



01

02

03

04

05

06

07

08

09

10

11

12

01

02

03

04

05

06

07

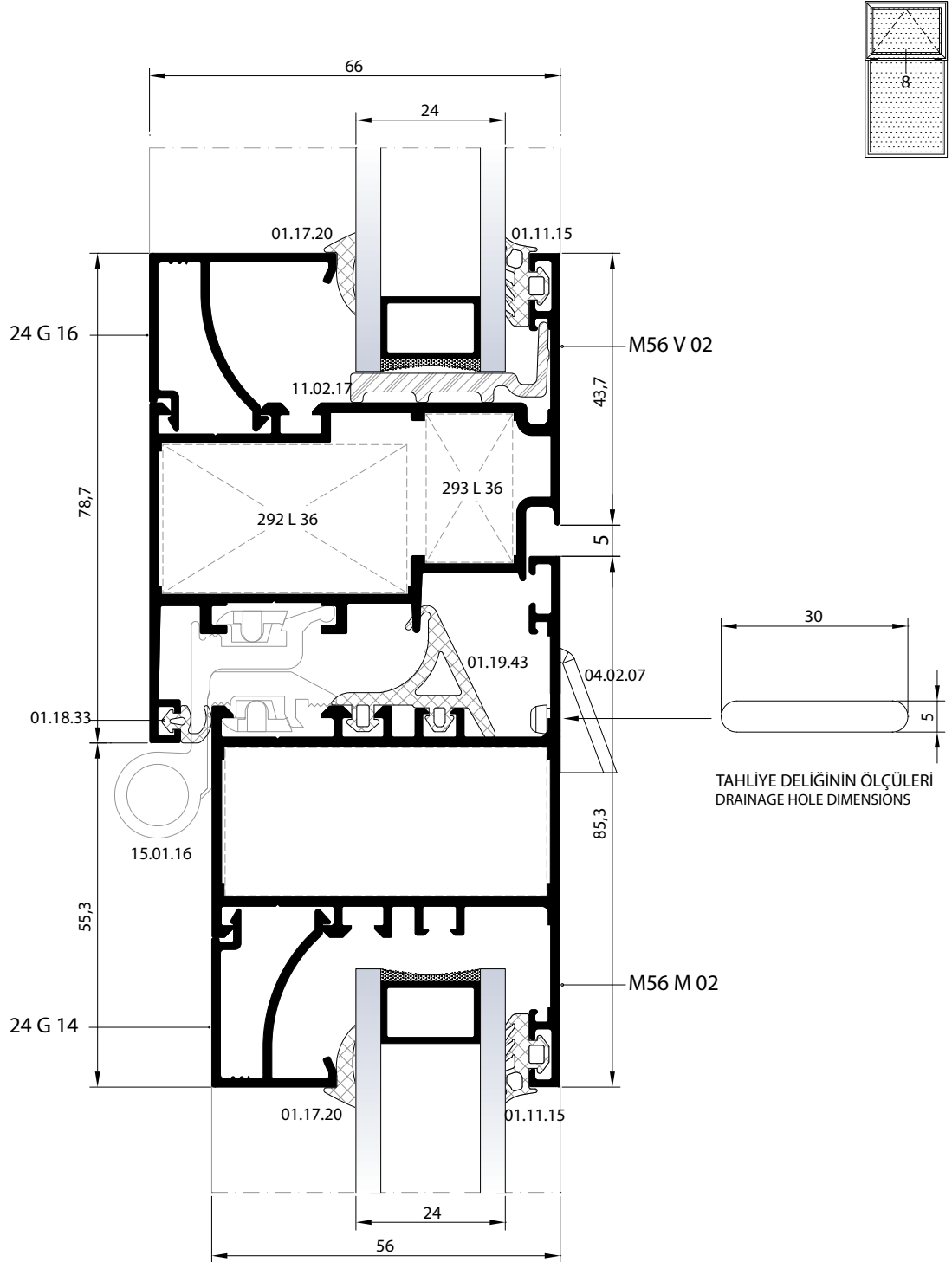
08

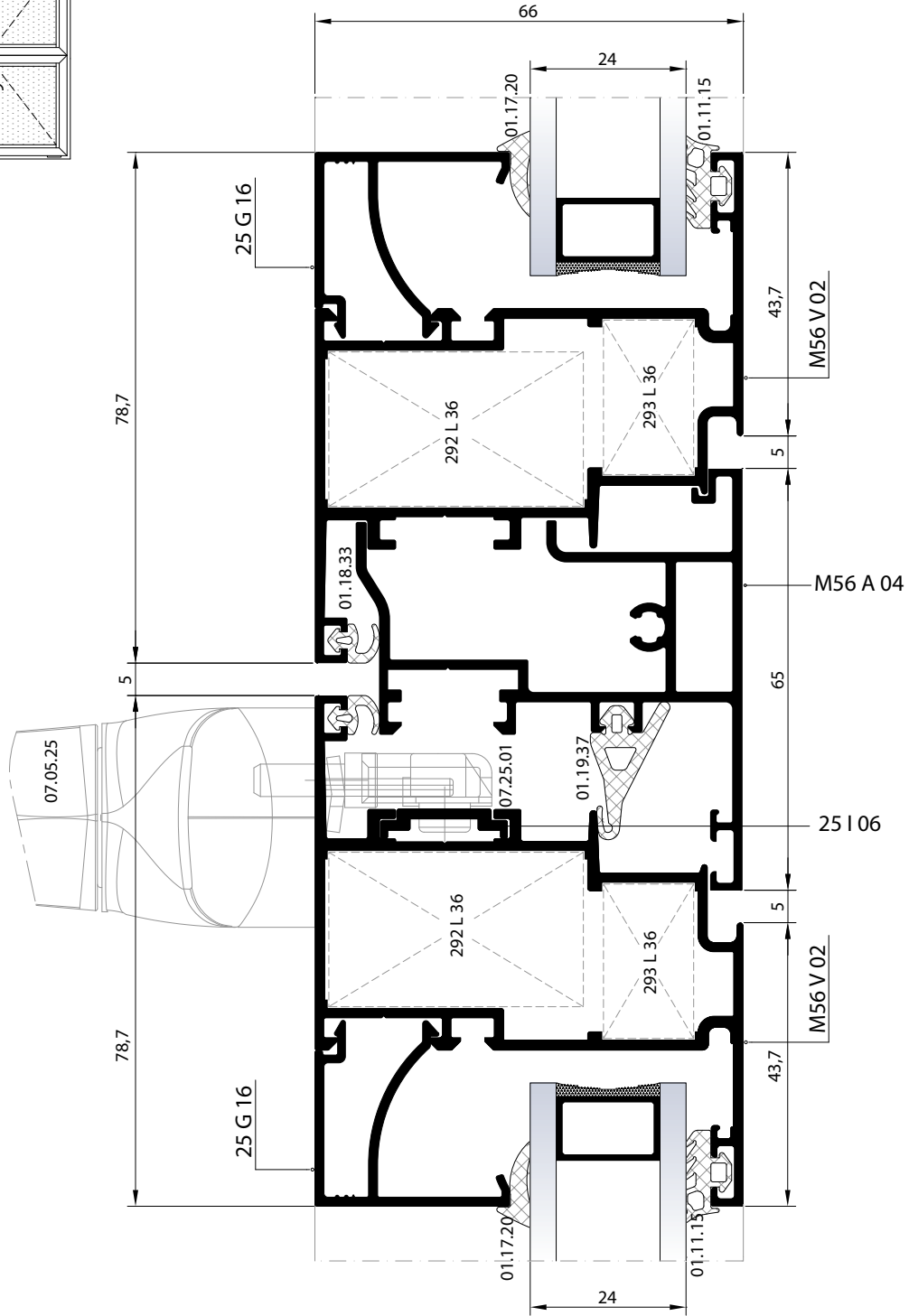
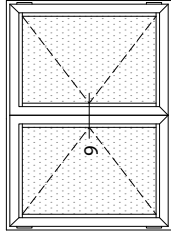
09

10

11

12





01

02

03

04

05

06

07

08

09

10

11

12

01

02

03

04

05

06

07

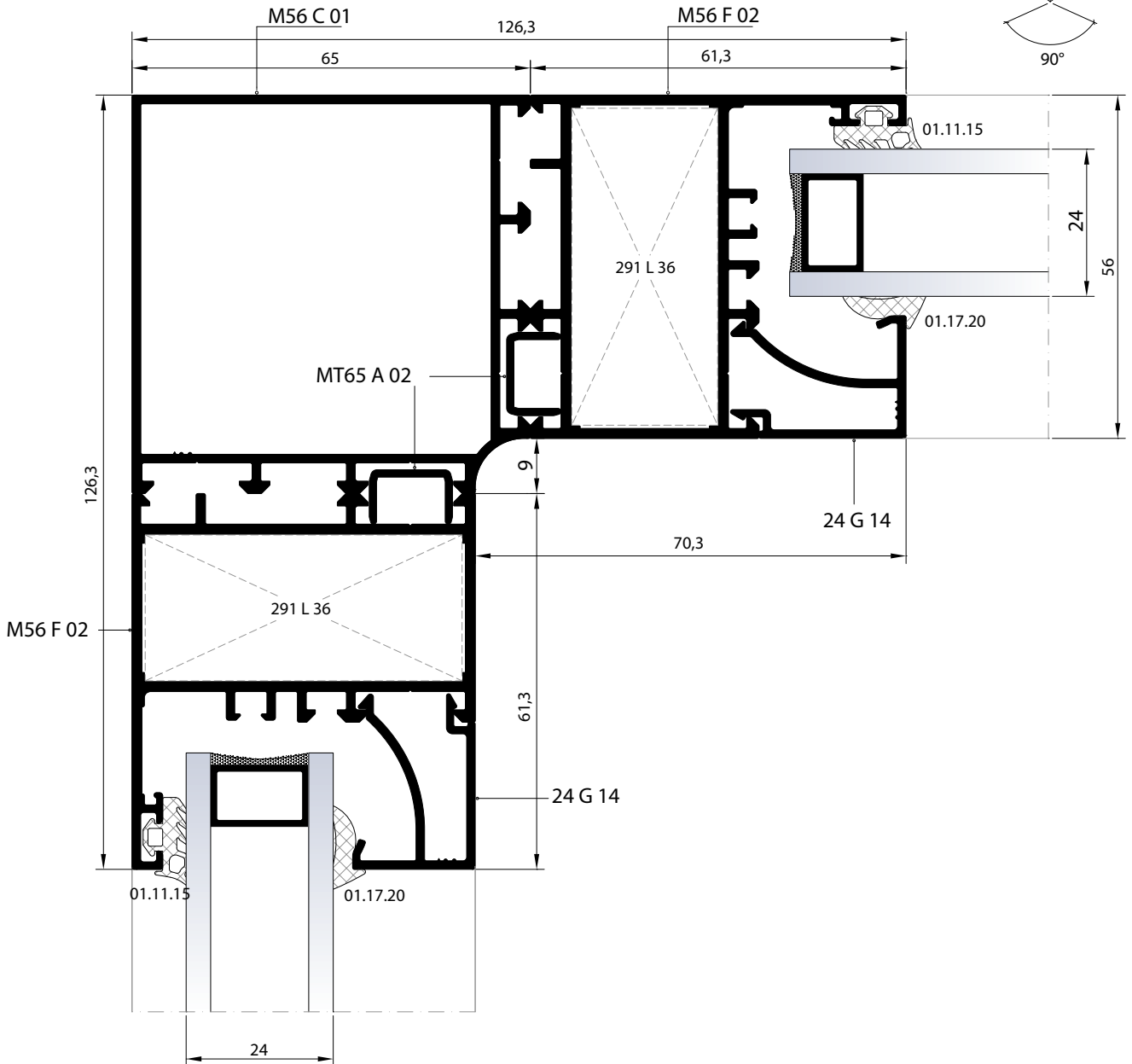
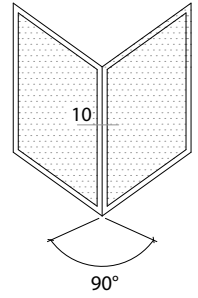
08

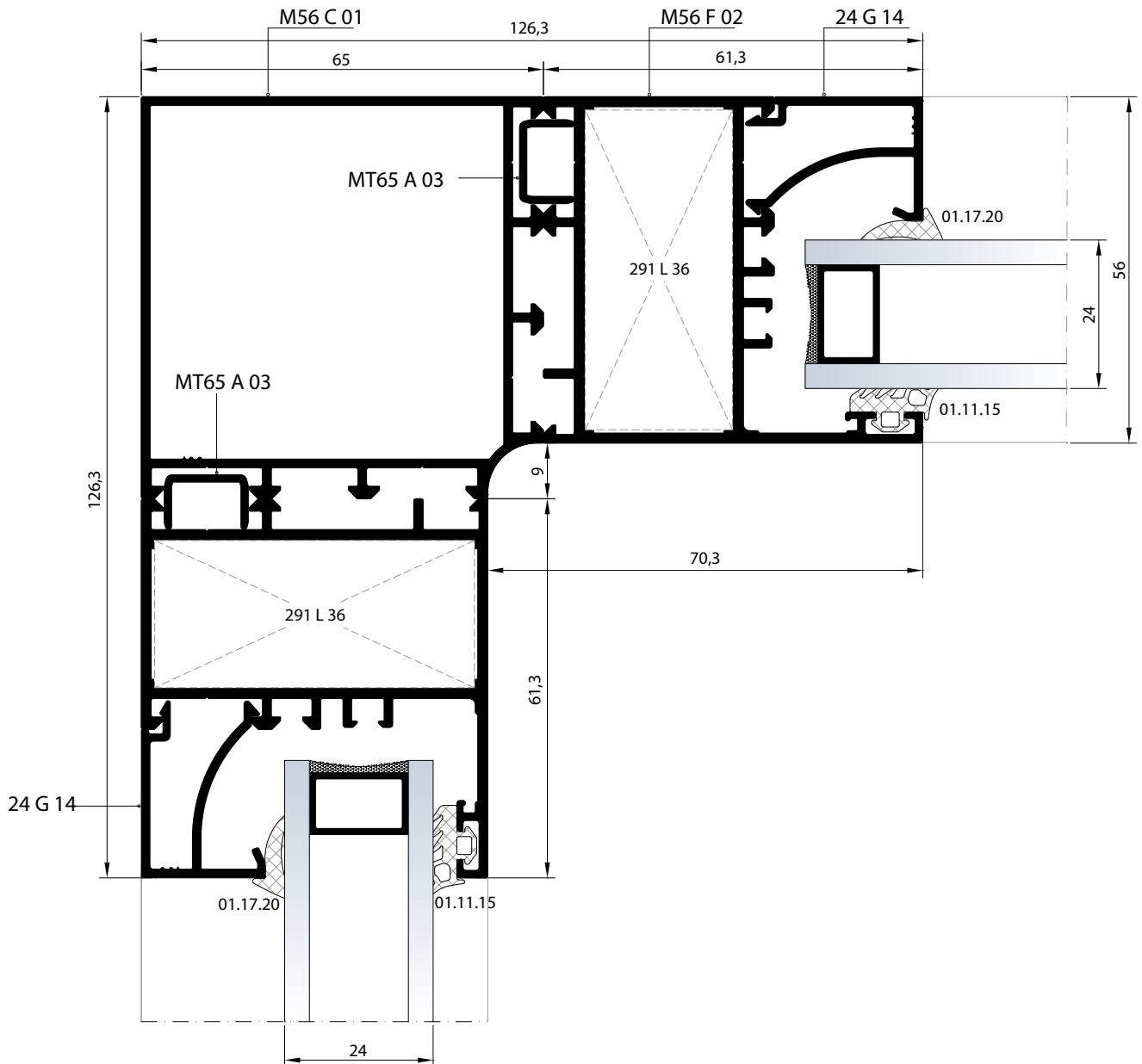
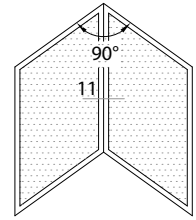
09

10

11

12





- 01
- 02
- 03
- 04
- 05
- 06
- 07
- 08
- 09
- 10
- 11
- 12

01

02

03

04

05

06

07

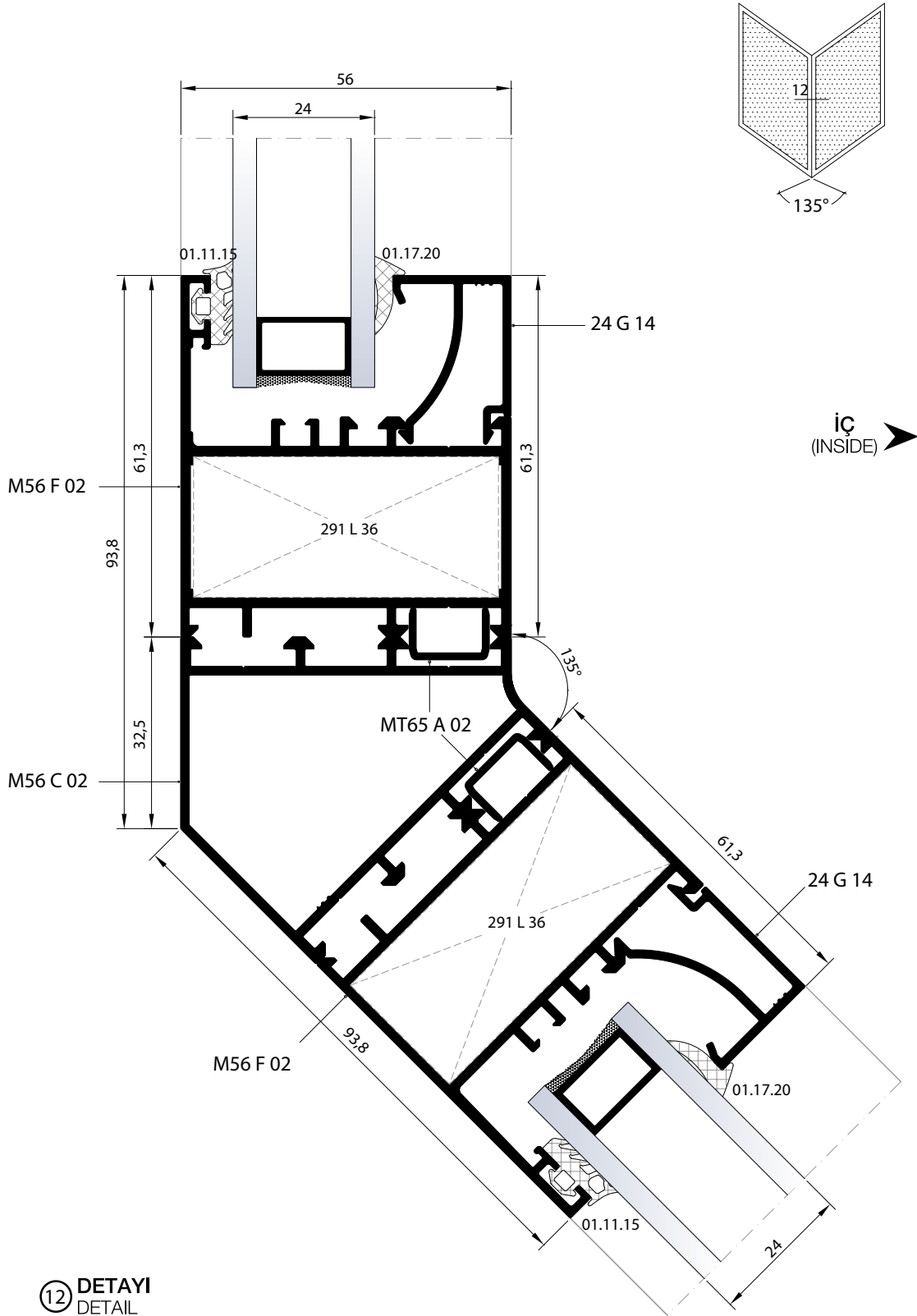
08

09

10

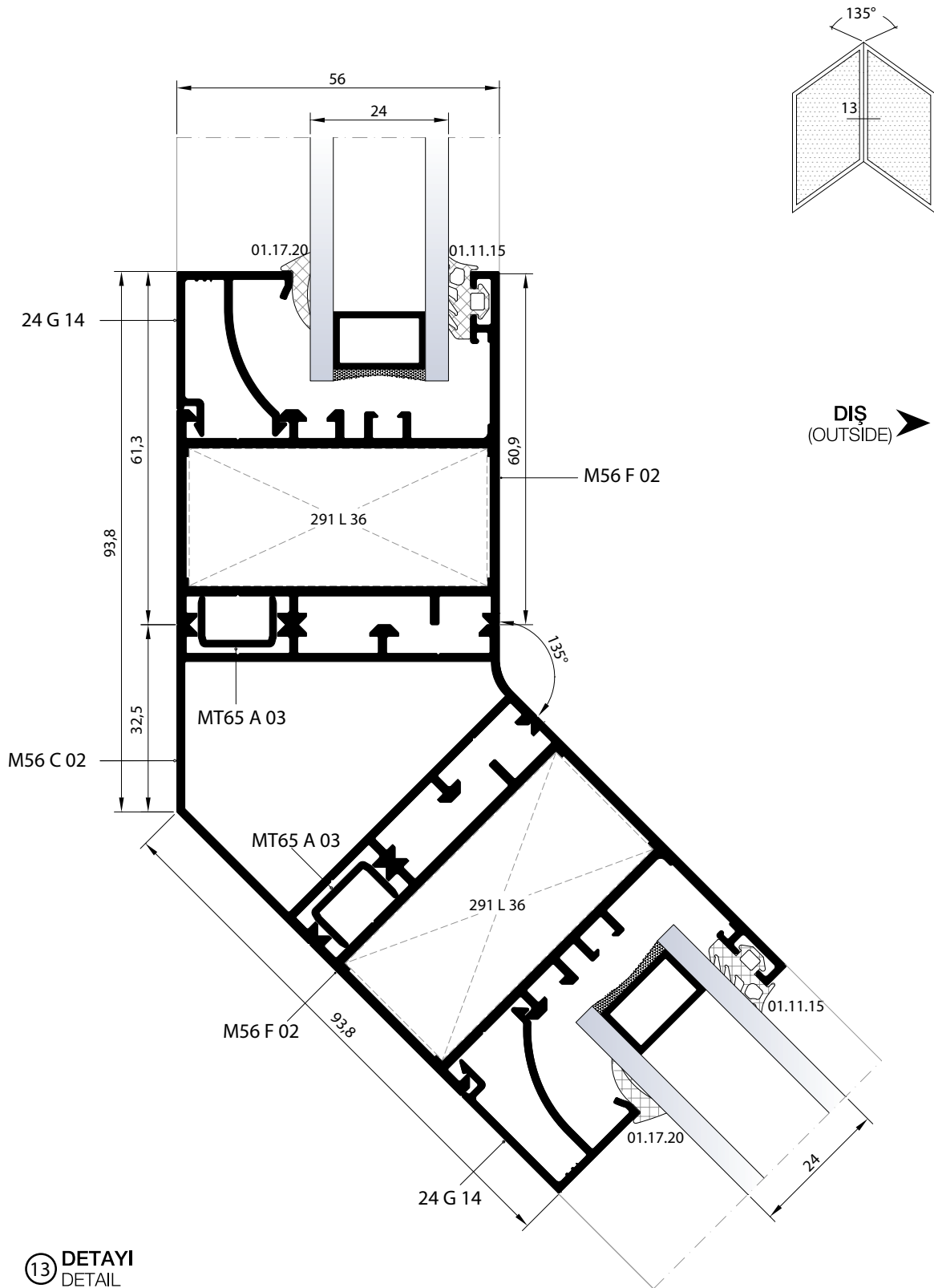
11

12



12 DETAYI  
DETAIL





01

02

03

04

05

06

07

08

09

10

11

12

13 DETAYI  
DETAIL

01

02

03

04

05

06

07

08

09

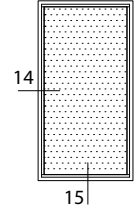
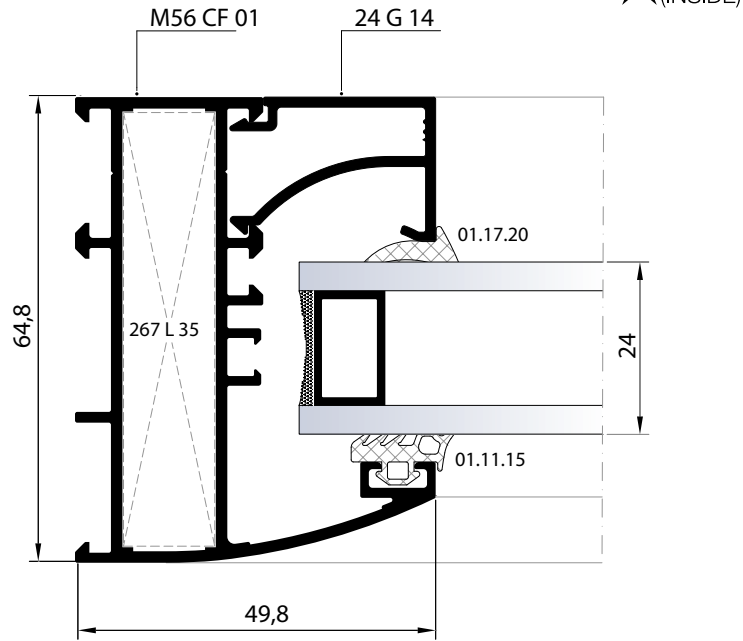
10

11

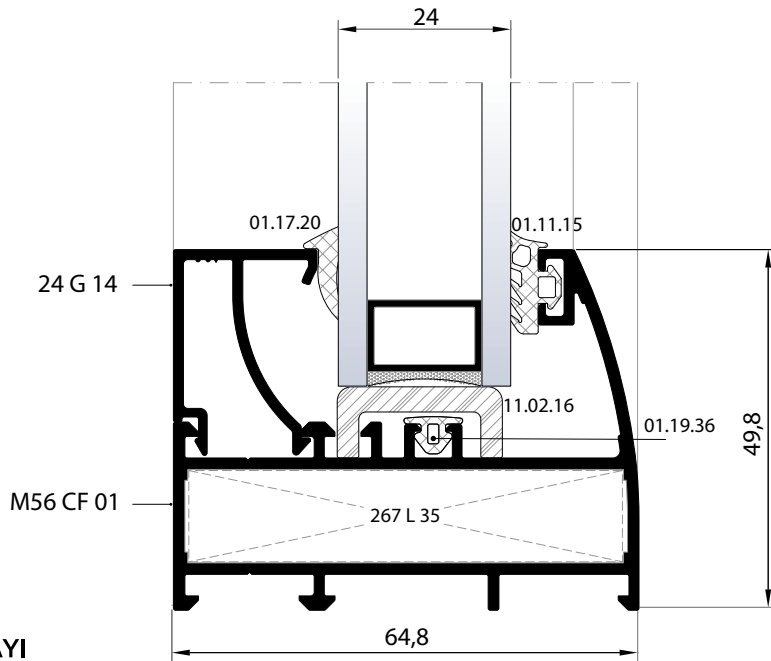
12

OVAL SERİ DETAYLARI  
OVAL SYSTEM DETAILS

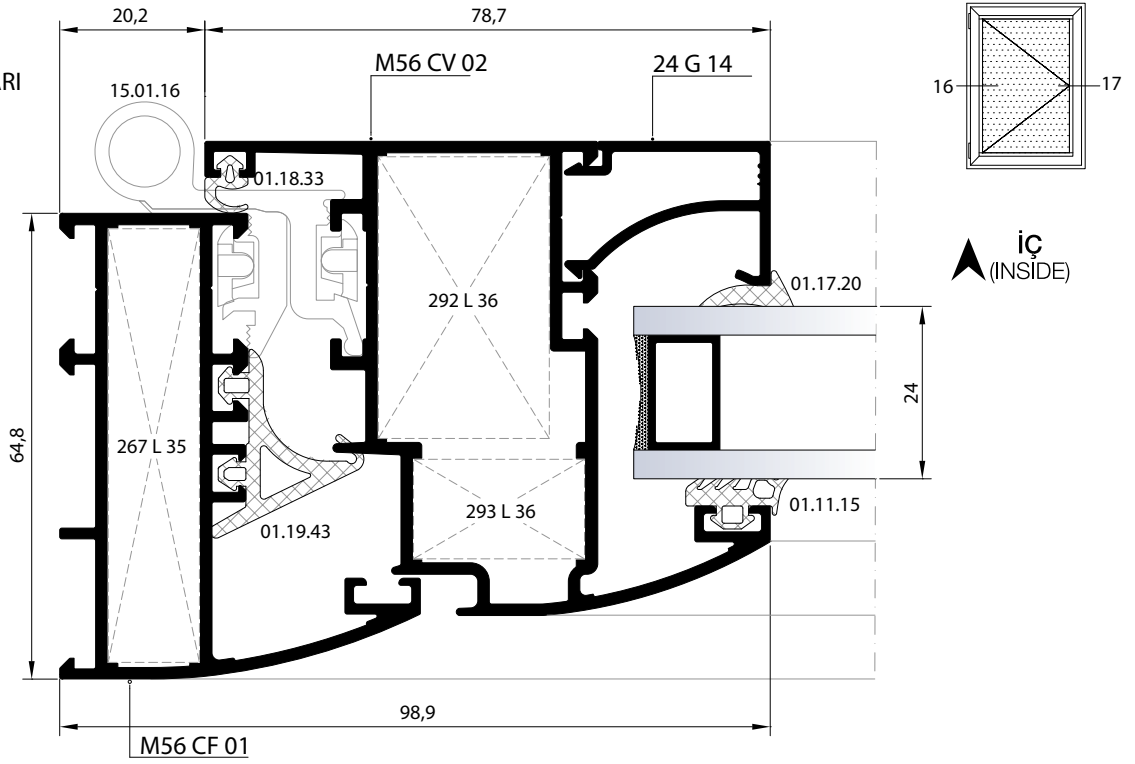
14 DETAYI  
DETAIL



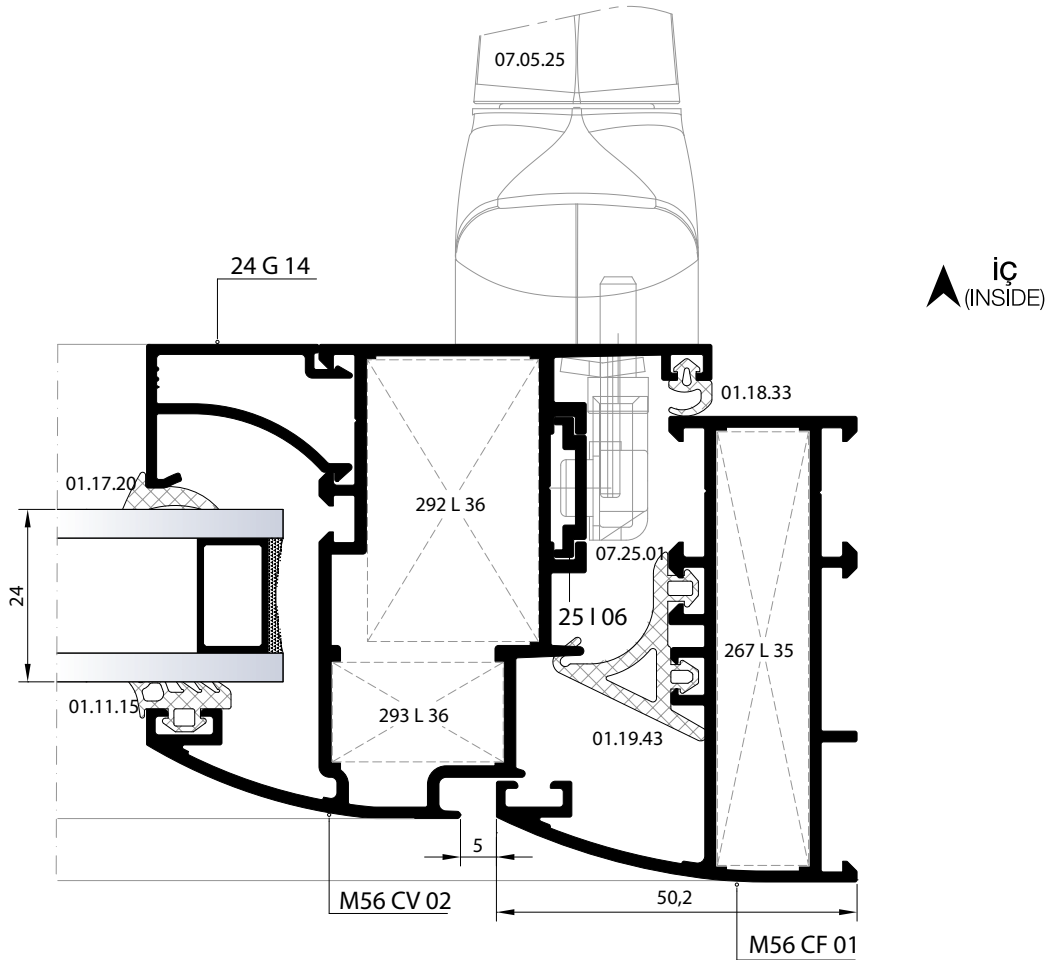
15 DETAYI  
DETAIL



OVAL SERİ DETAYLARI  
OVAL SYSTEM DETAILS



16 DETAYI  
DETAIL



17 DETAYI  
DETAIL

01

02

03

04

05

06

07

08

09

10

11

12

01

02

03

04

05

06

07

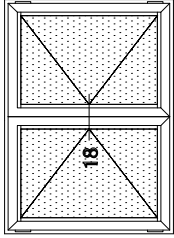
08

09

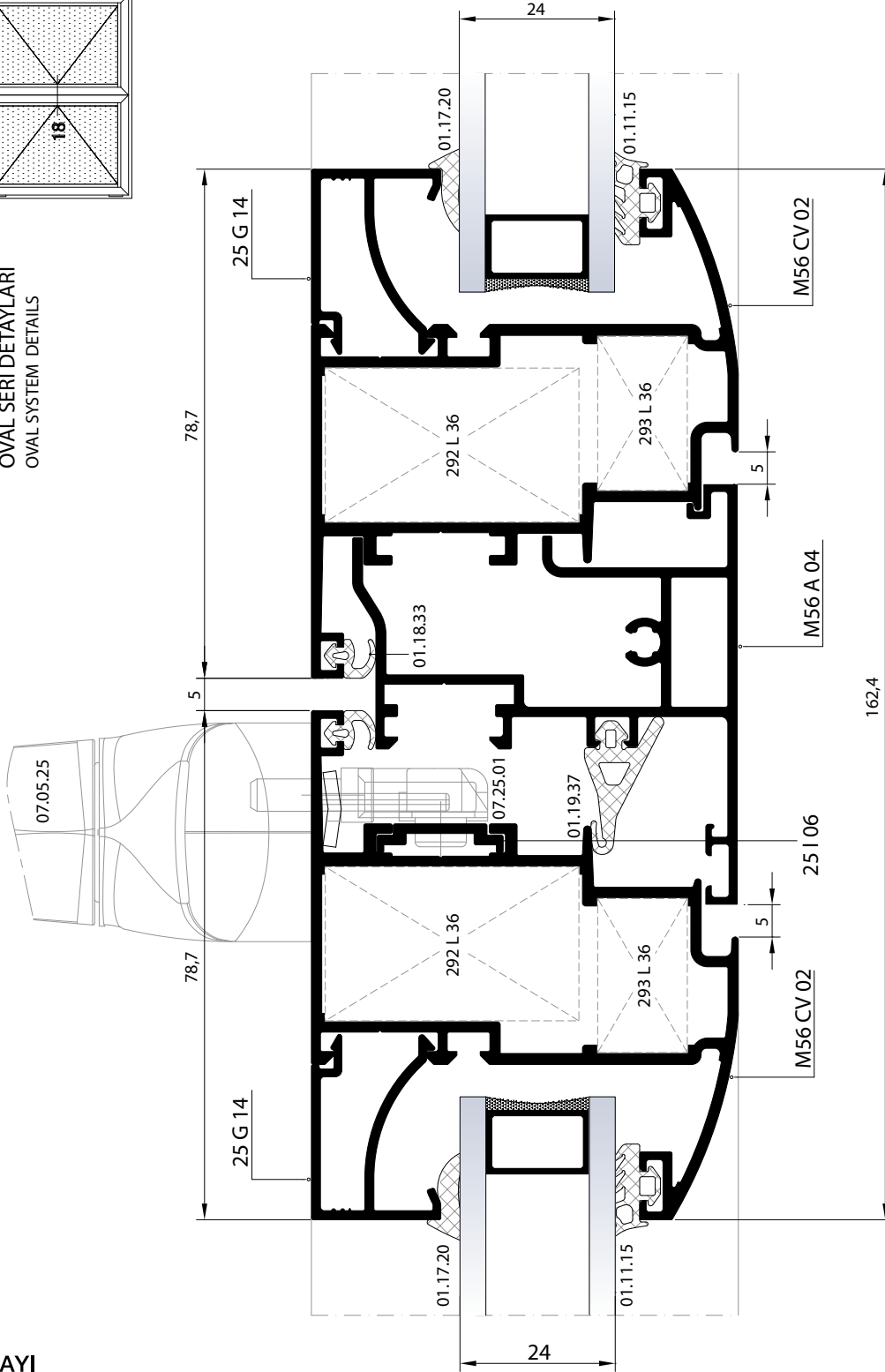
10

11

12

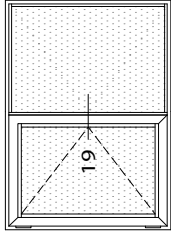


OVAL SERİ DETAYLARI  
OVAL SYSTEM DETAILS

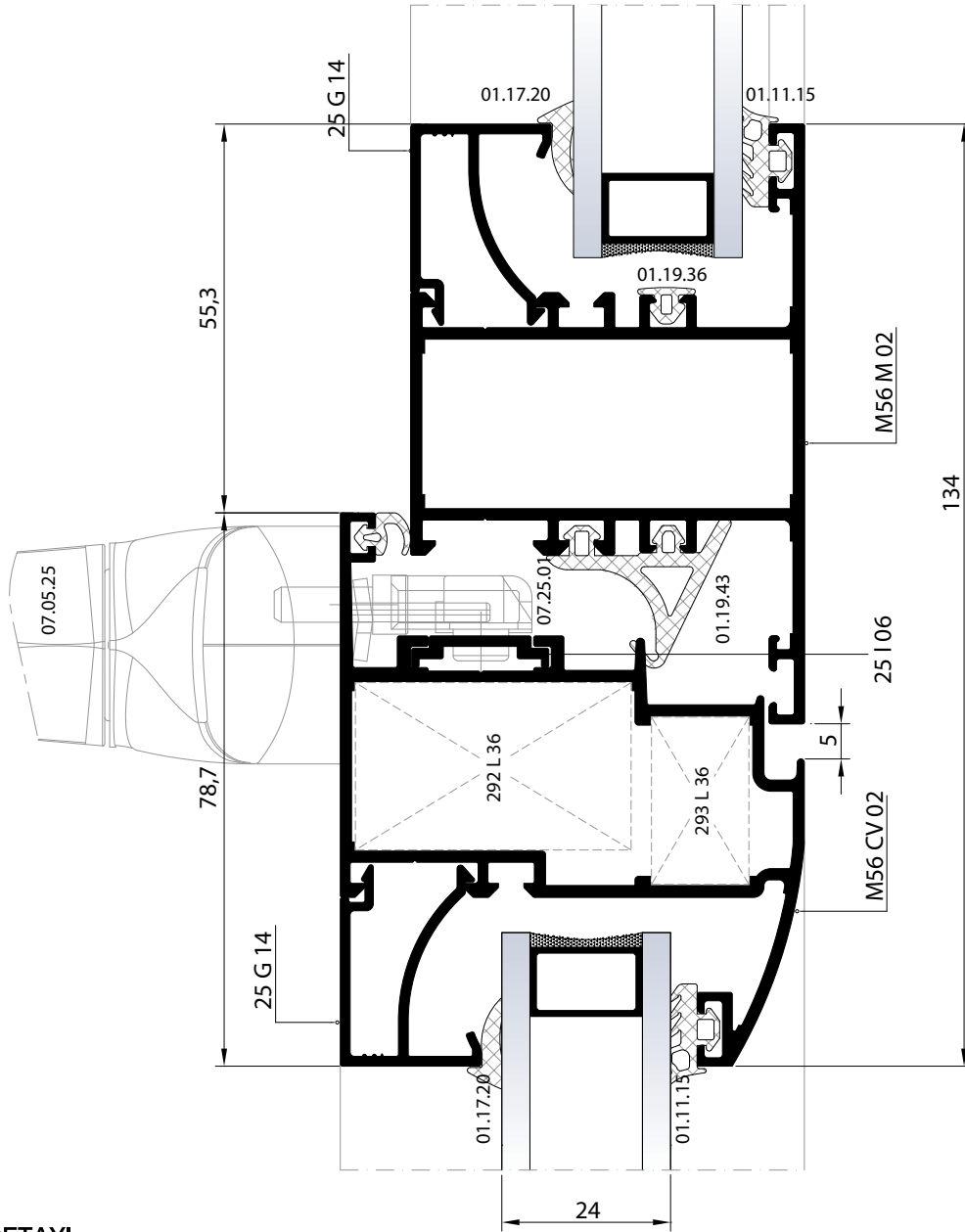


18 DETAYI  
DETAIL

DIŞ  
(OUTSIDE) ➔



OVAL SERİ DETAYLARI  
OVAL SYSTEM DETAILS



19 DETAYI  
DETAIL

DIŞ  
(OUTSIDE) ➔

01

02

03

04

05

06

07

08

09

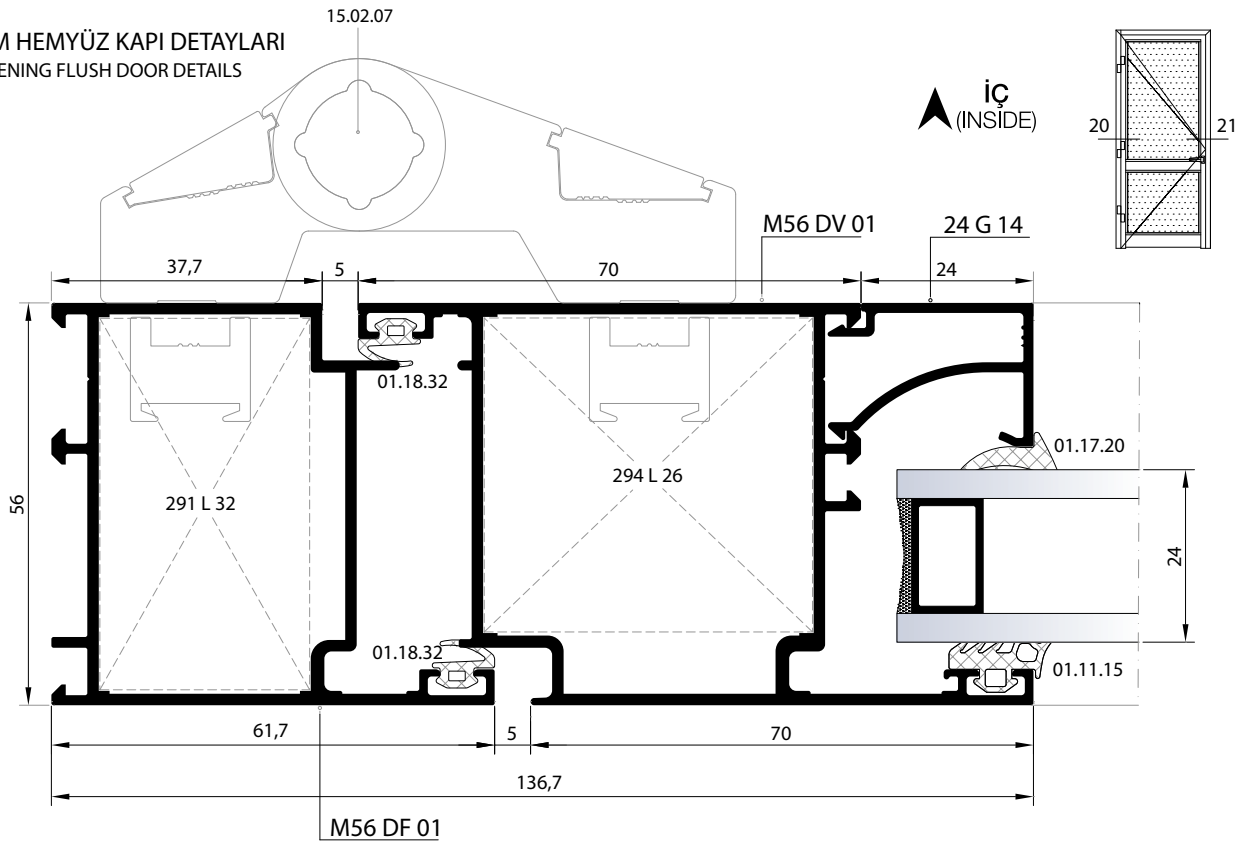
10

11

12

01

İÇE AÇILIM HEMYÜZ KAPI DETAYLARI  
INWARD OPENING FLUSH DOOR DETAILS



02

03

04

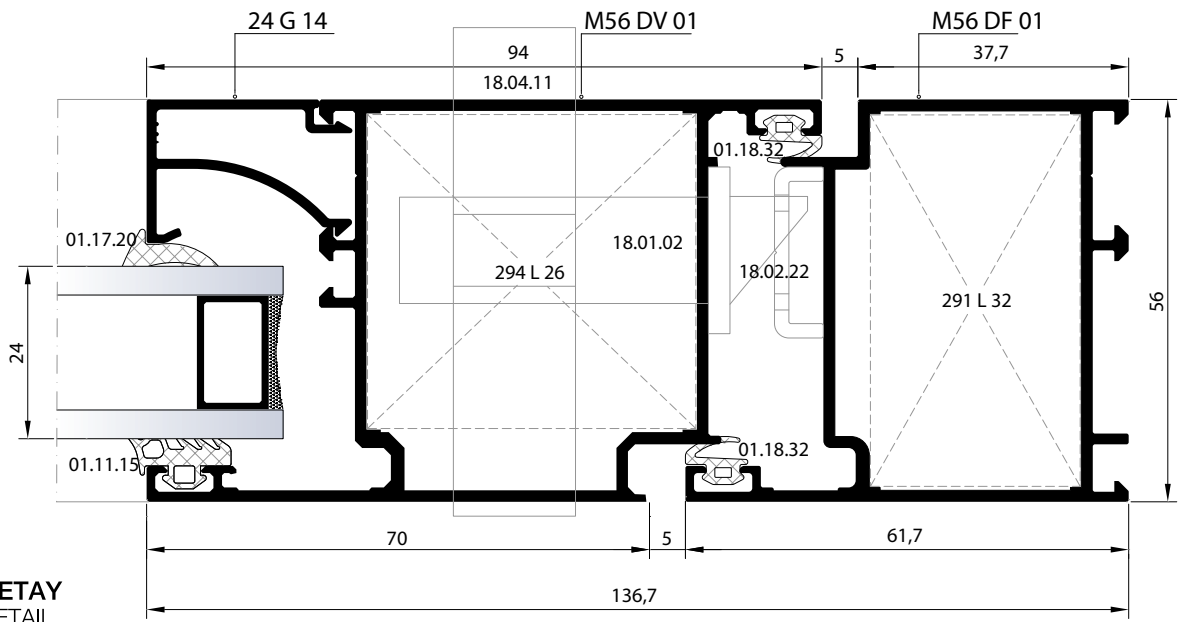
05

06

07

20 DETAY  
DETAIL

iç  
(INSIDE)



08

09

10

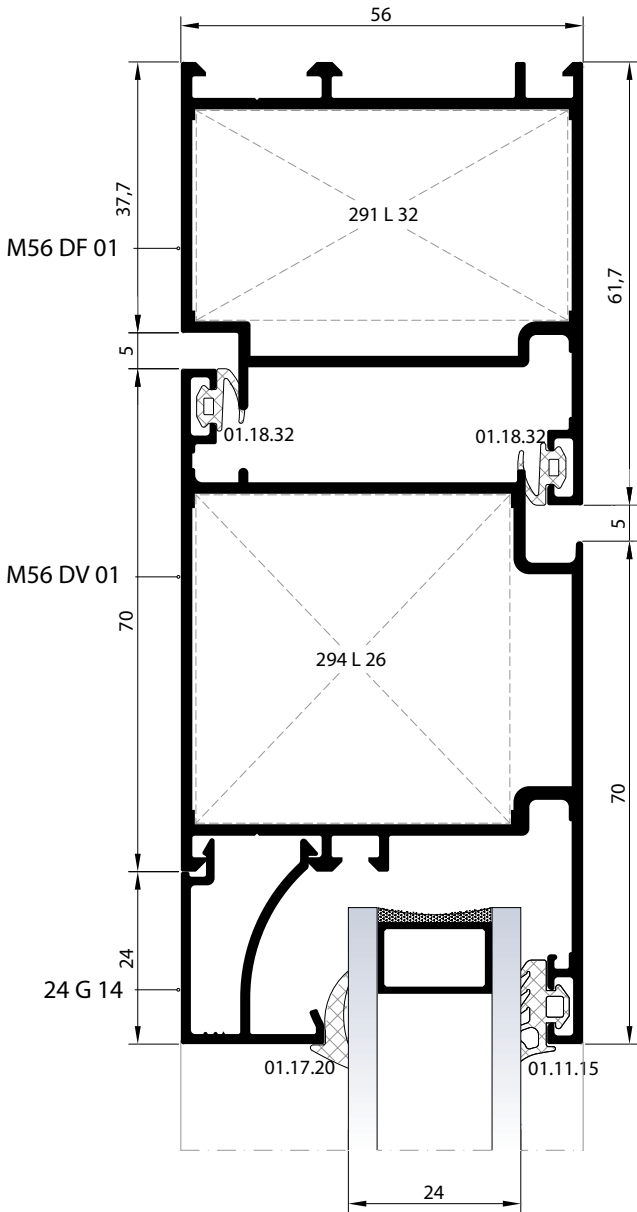
11

12

21 DETAY  
DETAIL

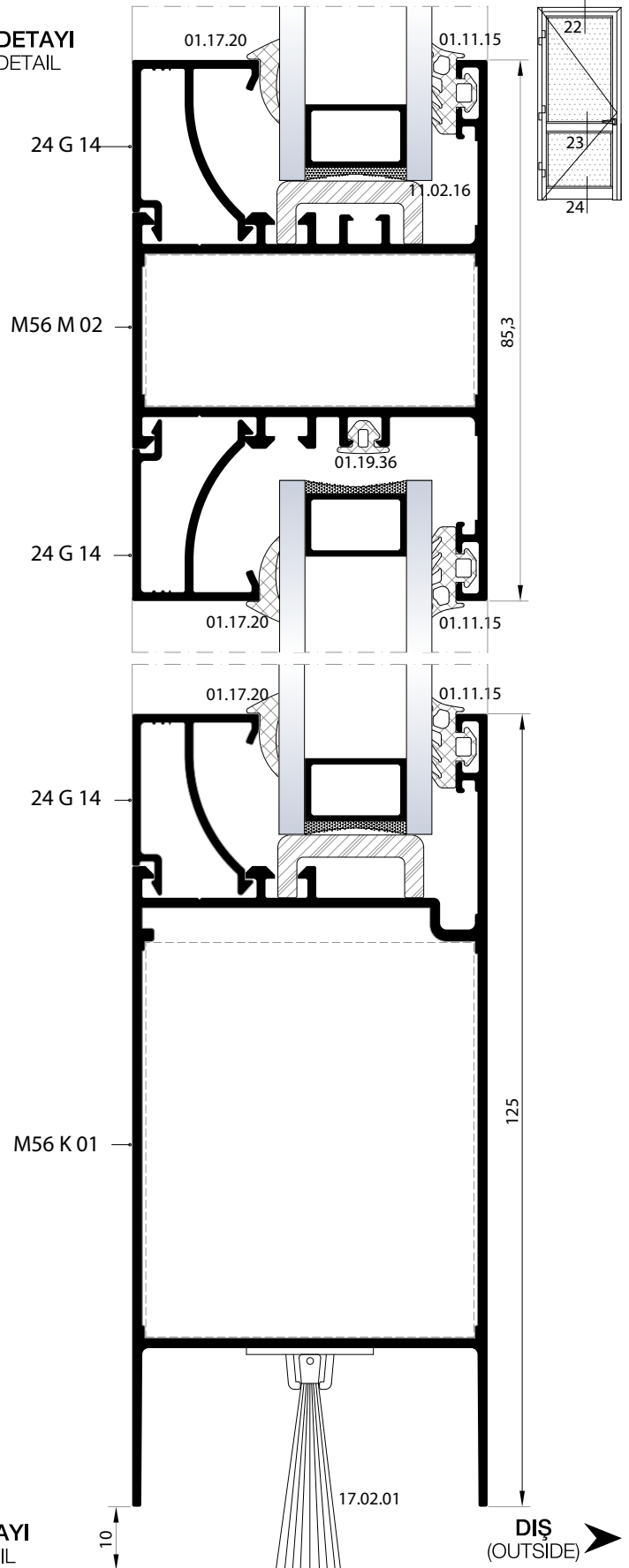
İÇE AÇILIM HEMYÜZ KAPI DETAYLARI  
INWARD OPENING FLUSH DOOR DETAILS

23 DETAYI  
DETAIL



22 DETAYI  
DETAIL

24 DETAYI  
DETAIL



01

02

03

04

05

06

07

08

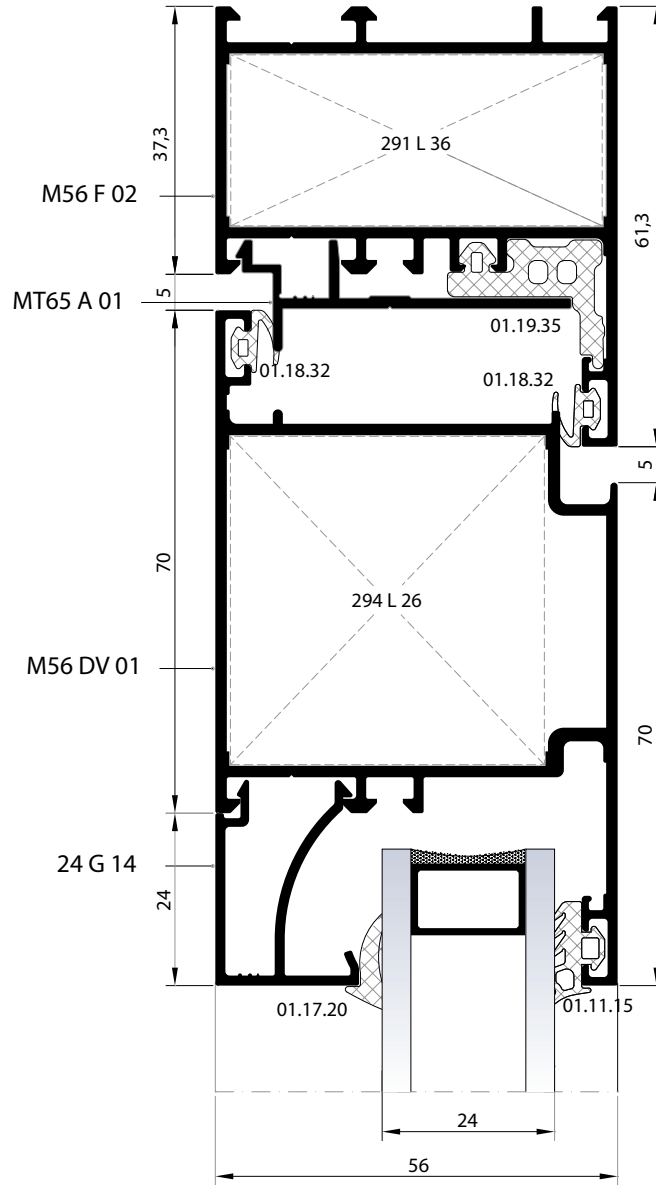
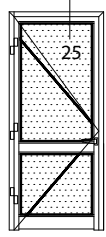
09

10

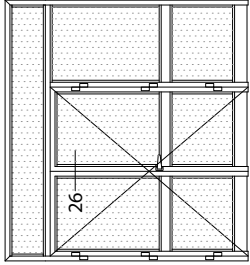
11

12

İÇE AÇILIM ADAPTÖRLÜ HEMYÜZ KAPI DETAYLARI  
INWARD OPENING FLUSH DOOR DETAILS WITH ADAPTER

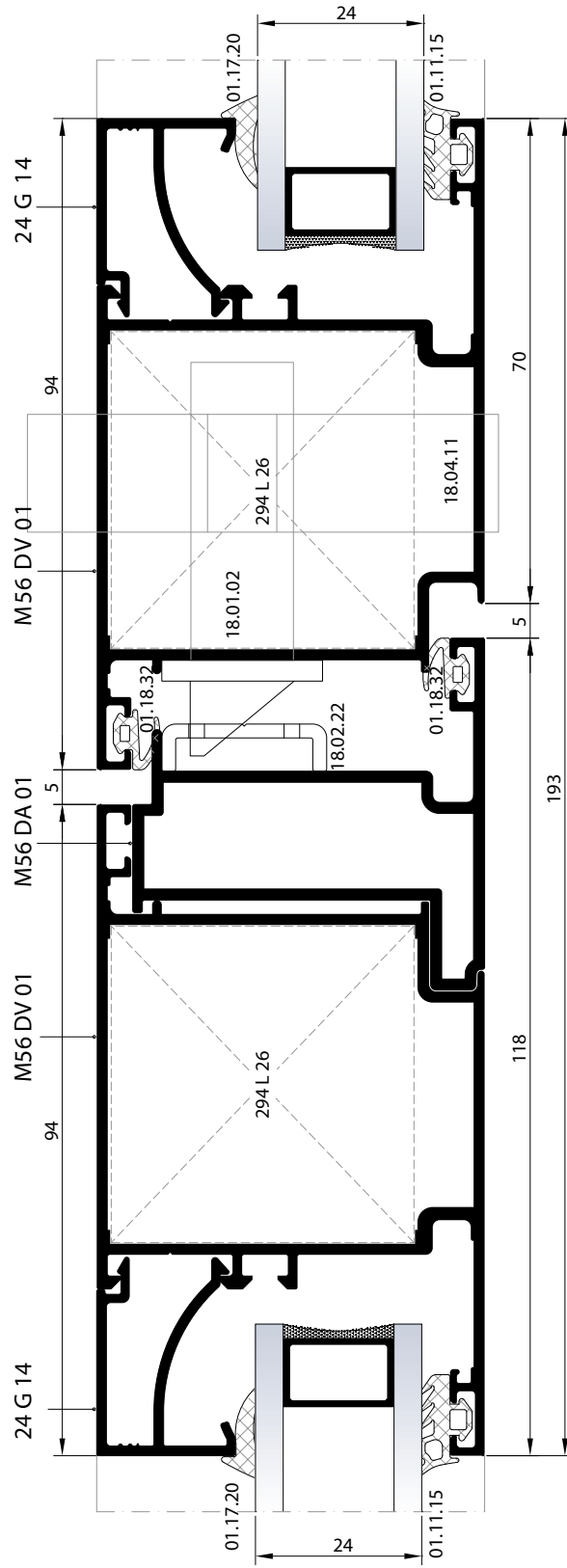






İÇE AÇILIM ADAPTÖRLÜ HEMYÜZ KAPI DETAYLARI  
INWARD OPENING FLUSH DOOR DETAILS WITH ADAPTER

26 DETAYI  
DETAIL



DIŞ  
(OUTSIDE) ➔

01

02

03

04

05

06

07

08

09

10

11

12

01

02

03

04

05

06

07

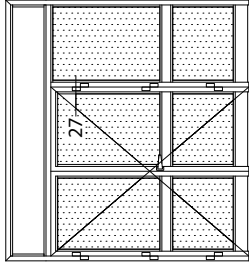
08

09

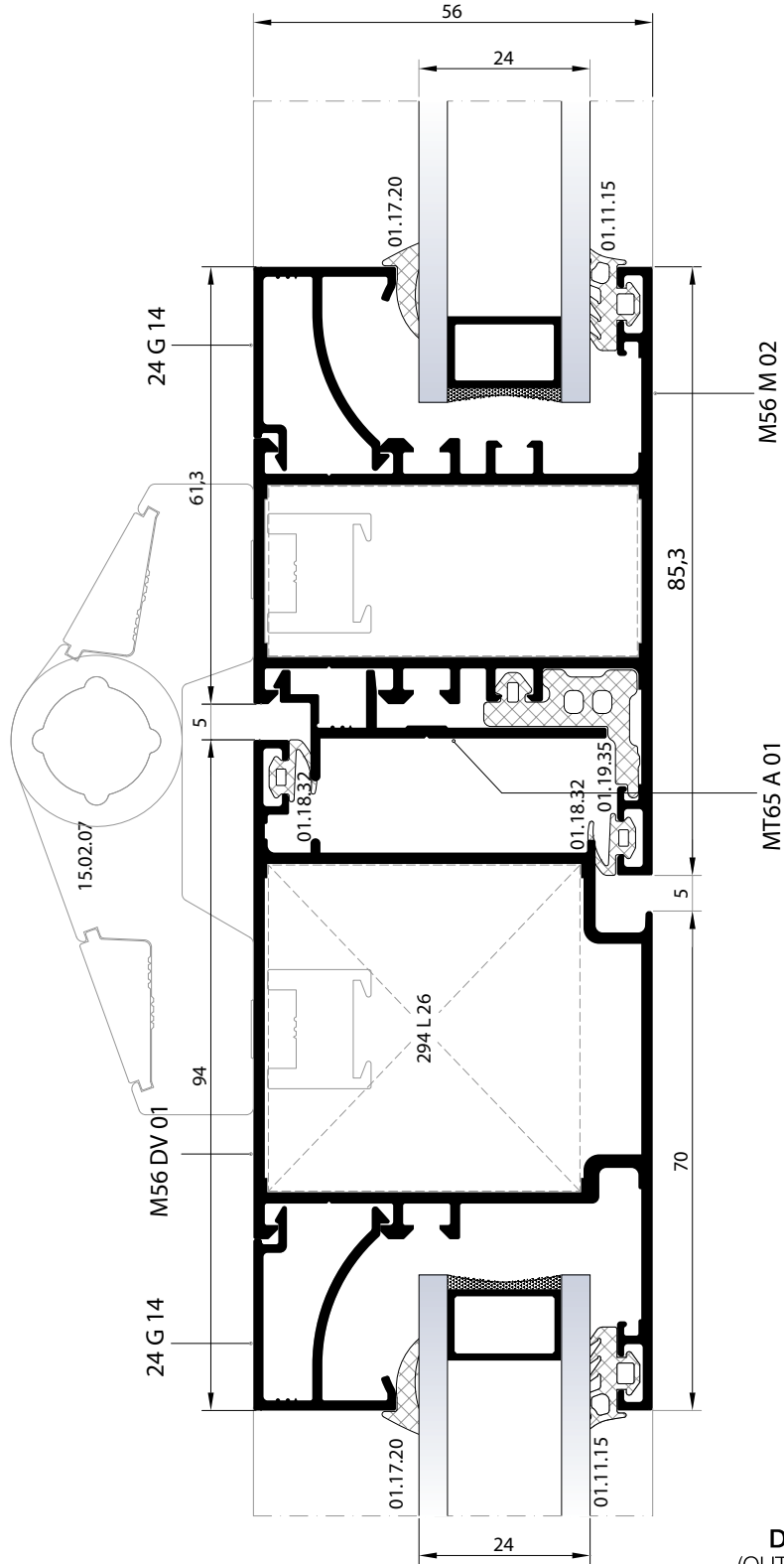
10

11

12

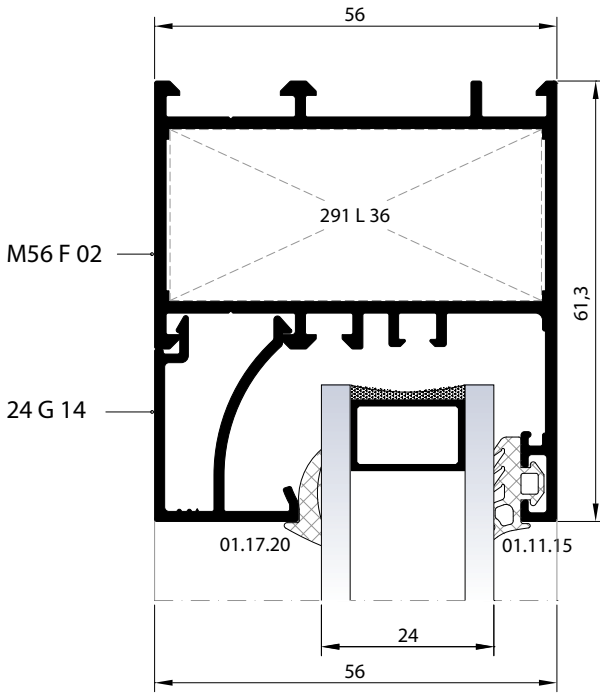
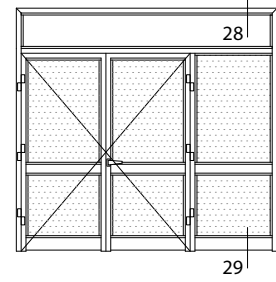


İÇE AÇILIM ADAPTÖRLÜ HEMYÜZ KAPI DETAYLARI  
INWARD OPENING FLUSH DOOR DETAILS WITH ADAPTER

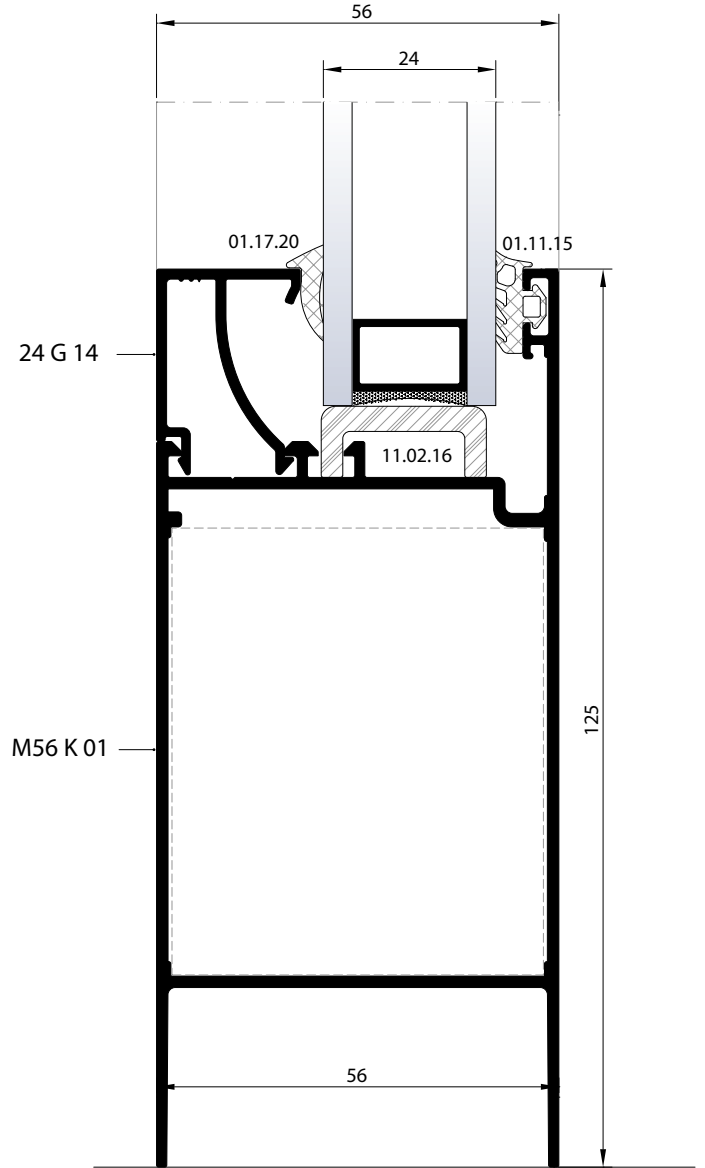


27 DETAYI  
DETAIL

İÇE AÇILIM ADAPTÖRLÜ HEMYÜZ KAPI DETAYLARI  
INWARD OPENING FLUSH DOOR DETAILS WITH ADAPTER



28 DETAY  
DETAIL



29 DETAY  
DETAIL

DIŞ  
(OUTSIDE) ➔

01

02

03

04

05

06

07

08

09

10

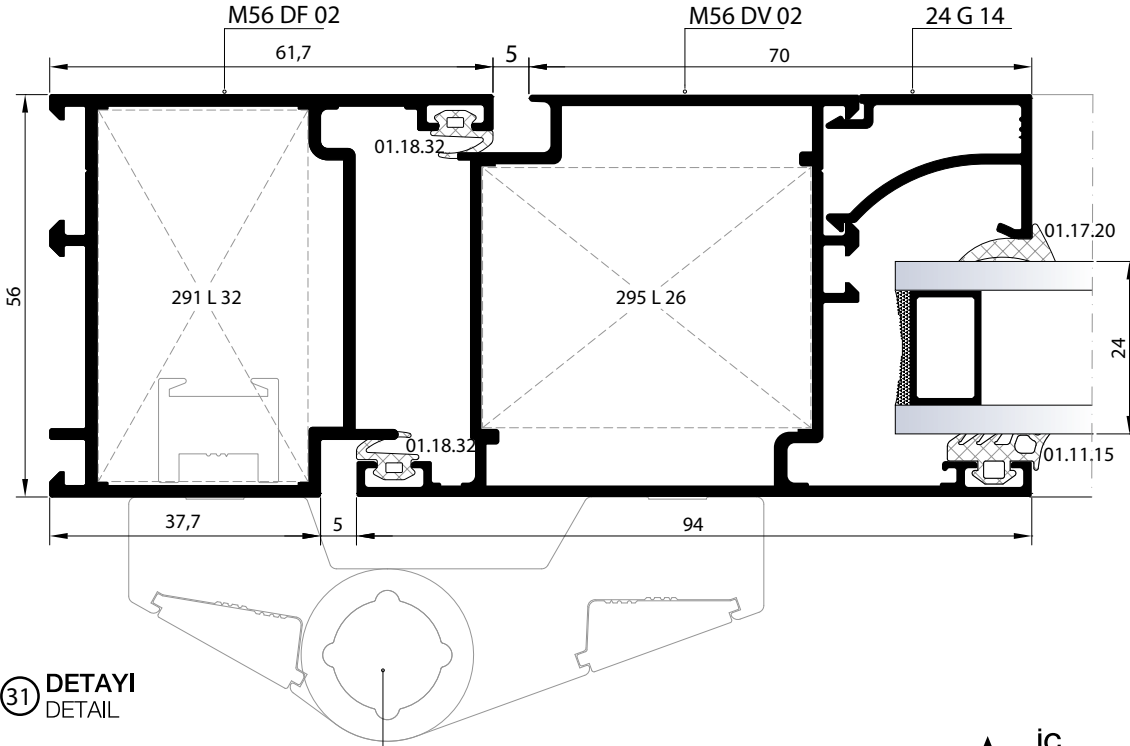
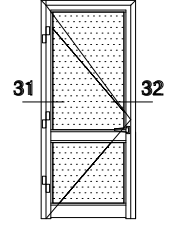
11

12



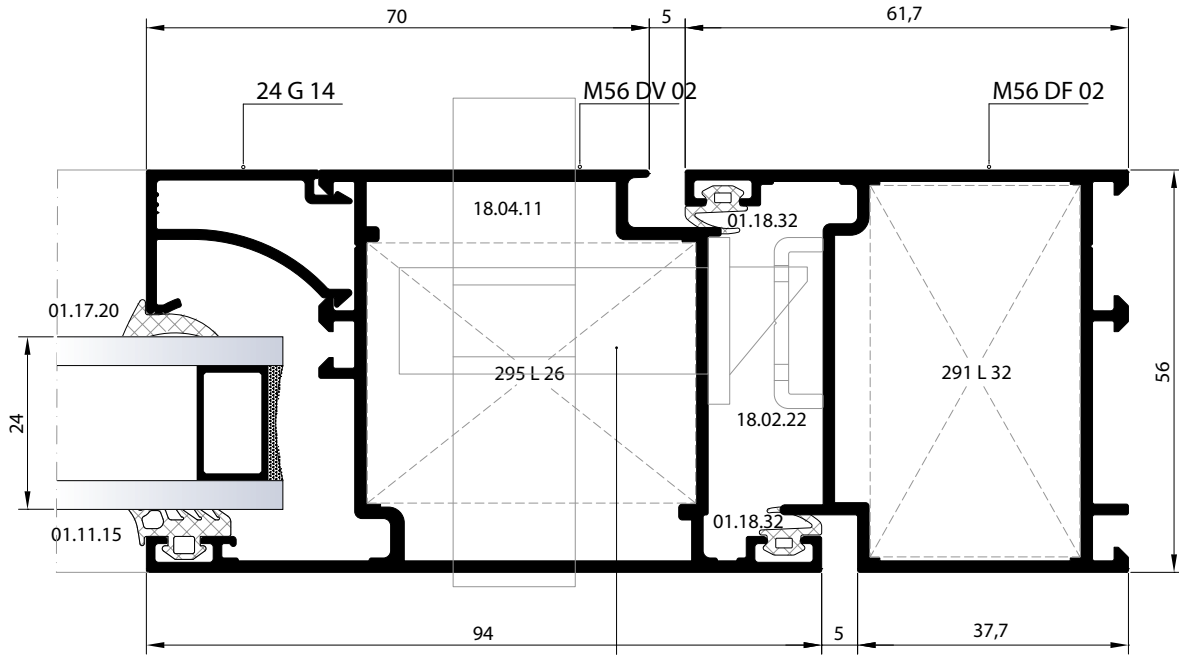
DIŞA AÇILIM HEMYÜZ KAPI DETAYLARI  
OUTWARD OPENING FLUSH DOOR DETAILS

İÇ  
(INSIDE)



31 DETAYI  
DETAIL

İÇ  
(INSIDE)



32 DETAYI  
DETAIL

DIŞ  
(OUTSIDE)

01

02

03

04

05

06

07

08

09

10

11

12

01

02

03

04

05

06

07

08

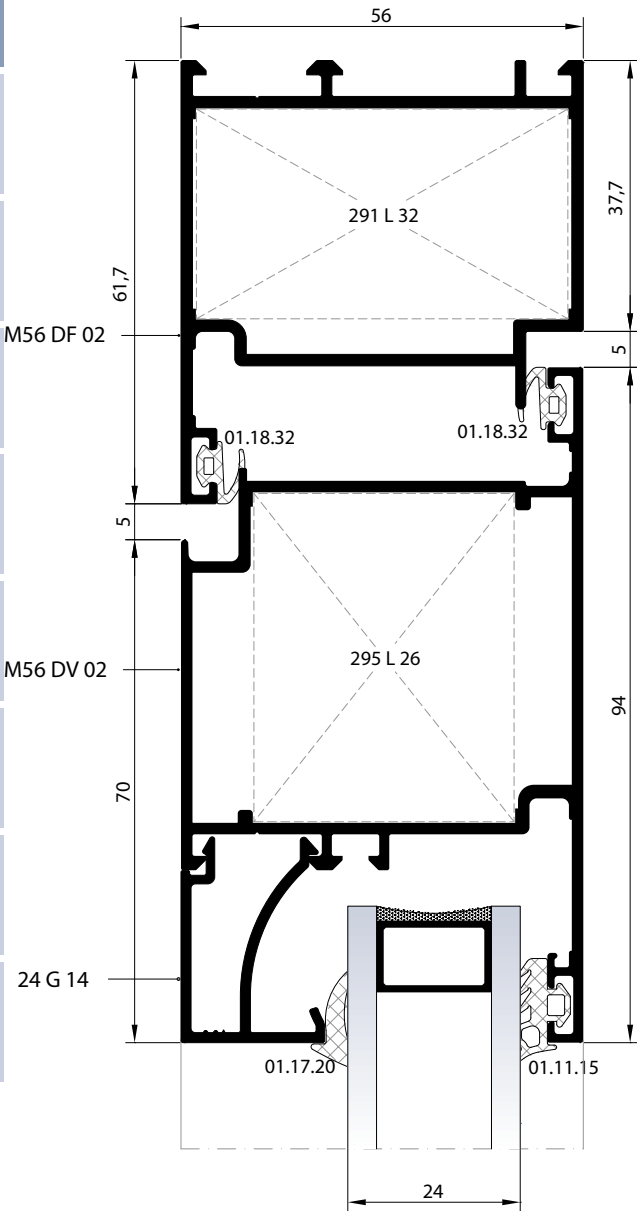
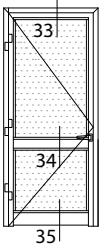
09

10

11

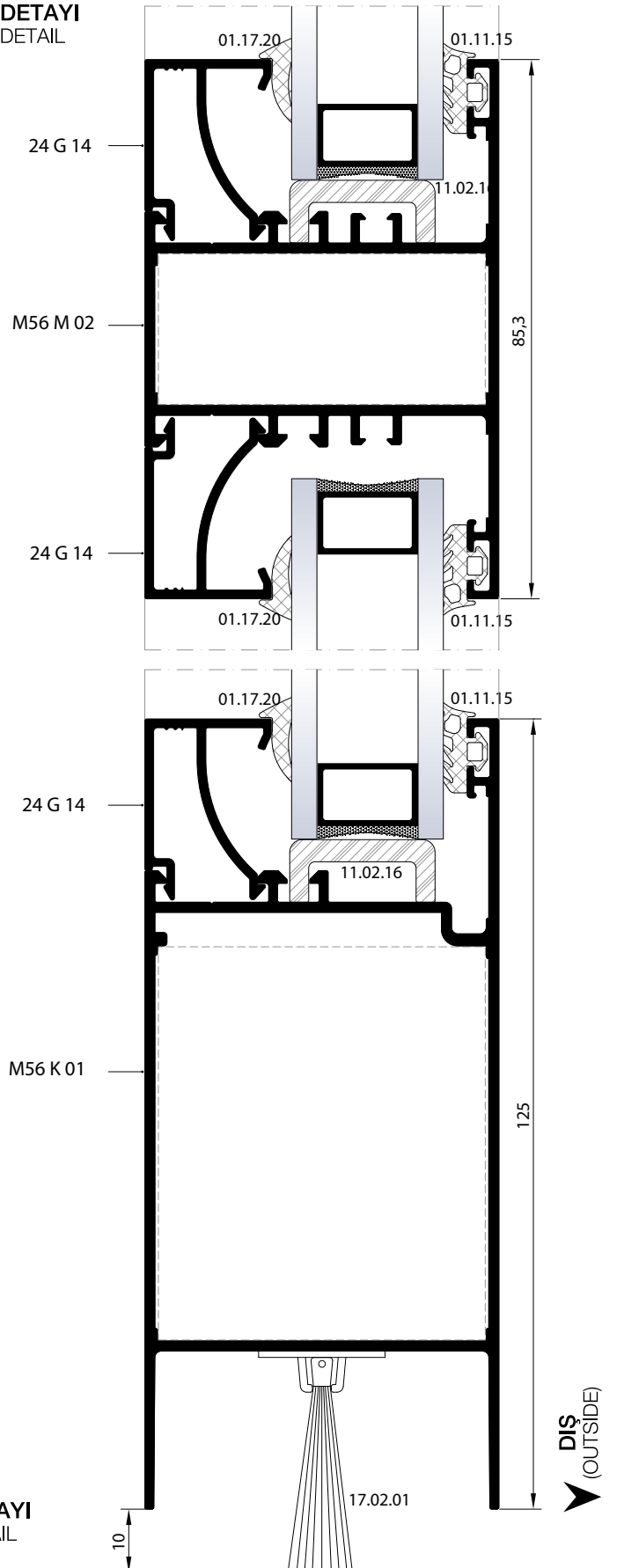
12

DIŐA AÇILIM HEMYÜZ KAPI DETAYLARI  
OUTWARD OPENING FLUSH DOOR DETAILS



33 DETAYI  
DETAIL

34 DETAYI  
DETAIL



35 DETAYI  
DETAIL

# MİMARİ KATALOG

## ARCHITECTURAL CATALOGUE

Alüminyum Kapı Pencere ve Giydirme Cephe Sistemleri  
Aluminium Door Window and Facade Systems

Rescara Sistem Detayları  
Rescara System Details

# RW56

AKSESUARLAR

ACCESSORIES

01

02

03

04

05

06

07


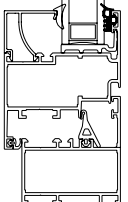
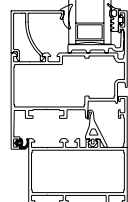

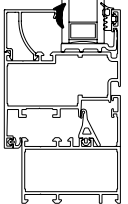
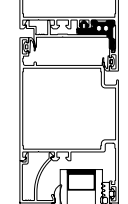

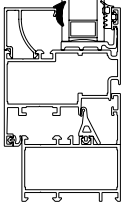
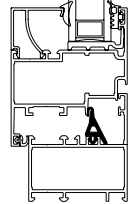

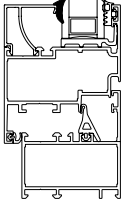
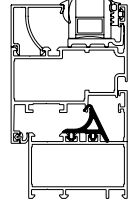

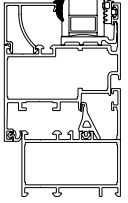

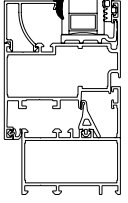

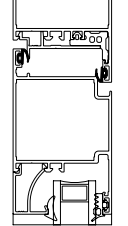
08

09

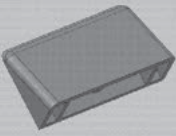
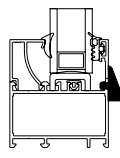
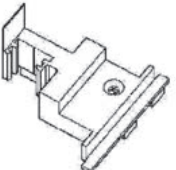
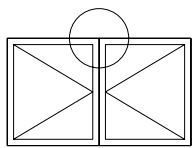
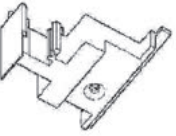
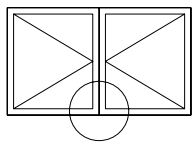
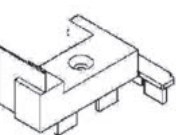
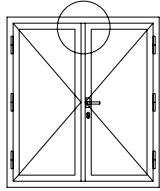
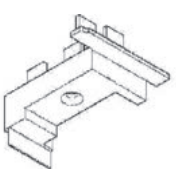
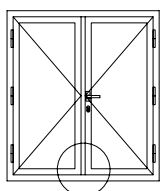

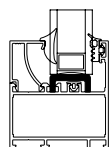
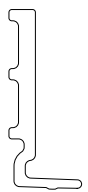
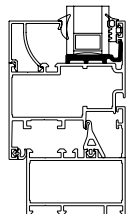
10

11

12

01		<p><b>01.11.15</b></p> <p>DIŞ CAM FİTİLİ 4 mm OUTSIDE GLAZING GASKET 4 mm</p> <p>Malzeme /Material : EPDM Ağırlık /Weight : 72 gr/m Paket /Package : 208 m / 15 kg</p>			<p><b>01.18.33</b></p> <p>İÇ BİNİ FİTİLİ ACOUSTICAL GASKET</p> <p>Malzeme /Material : EPDM Ağırlık /Weight : 30 gr/m Paket /Package : 500 m / 15 kg</p>	
02						
03		<p><b>01.17.20</b></p> <p>İÇ CAM FİTİLİ 2,7 mm INSIDE GLAZING GASKET 2,7 mm</p> <p>Malzeme /Material : EPDM Ağırlık /Weight : 52 gr/m Paket /Package : 288 m / 15 kg</p>			<p><b>01.19.35</b></p> <p>ADAPTÖR FİTİLİ ADAPTER GASKET</p> <p>Malzeme /Material : EPDM Ağırlık /Weight : 185 gr/m Paket /Package : 81 m / 15 kg</p>	
04						
05		<p><b>01.17.05</b></p> <p>İÇ CAM FİTİLİ 4,6 mm INSIDE GLAZING GASKET 4,6 mm</p> <p>Malzeme /Material : EPDM Ağırlık /Weight : 89 gr/m Paket /Package : 166 m / 15 kg</p>			<p><b>01.19.37</b></p> <p>TOZLUK FİTİLİ CENTRAL GASKET</p> <p>Malzeme /Material : EPDM Ağırlık /Weight : 117 gr/m Paket /Package : 128 m / 15 kg</p>	
06						
07		<p><b>01.17.14</b></p> <p>İÇ CAM FİTİLİ 5 mm INSIDE GLAZING GASKET 5 mm</p> <p>Malzeme /Material : EPDM Ağırlık /Weight : 100 gr/m Paket /Package : 150 m / 15 kg</p>			<p><b>01.19.43</b></p> <p>TOZLUK FİTİLİ CENTRAL GASKET</p> <p>Malzeme /Material : EPDM Ağırlık /Weight : 180 gr/m Paket /Package : 83 m / 15 kg</p>	
08						
09		<p><b>01.17.15</b></p> <p>İÇ CAM FİTİLİ 6 mm INSIDE GLAZING GASKET 6 mm</p> <p>Malzeme /Material : EPDM Ağırlık /Weight : 118 gr/m Paket /Package : 127 m / 15 kg</p>				
10						
11		<p><b>01.17.21</b></p> <p>İÇ CAM FİTİLİ 6,5 mm INSIDE GLAZING GASKET 6,5 mm</p> <p>Malzeme /Material : EPDM Ağırlık /Weight : 155 gr/m Paket /Package : 96 m / 15 kg</p>				
12						
		<p><b>01.18.32</b></p> <p>BİNİ FİTİLİ ACOUSTICAL GASKET</p> <p>Malzeme /Material : EPDM Ağırlık /Weight : 35 gr/m Paket /Package : 428 m / 15 kg</p>				



	<b>04.02.07</b> TAHLİYE KAPAĞI DRAINAGE COVER Malzeme /Material: PVC Renk / Colour: Siyah-Beyaz-Gri Black-White-Grey	
	<b>04.06.42</b> ADAPTÖR KAPAĞI (ÜST) ADAPTER CAP (UP) Malzeme /Material: PVC Renk / Colour: Siyah- Black M56 A 04 İÇİN / FOR M56 A 04	
	<b>04.06.43</b> ADAPTÖR KAPAĞI (ALT) ADAPTER CAP (DOWN) Malzeme /Material: PVC Renk / Colour: Siyah- Black M56 A 04 İÇİN / FOR M56 A 04	
	<b>04.06.44</b> ADAPTÖR KAPAĞI (ÜST) ADAPTER CAP (UP) Malzeme /Material: PVC Renk / Colour: Siyah- Black M56DA01&02 İÇİN / FOR M56DA 01&02	
	<b>04.06.45</b> ADAPTÖR KAPAĞI (ALT) ADAPTER CAP (DOWN) Malzeme /Material: PVC Renk / Colour: Siyah- Black M56DA01&02 İÇİN / FOR M56DA 01&02	
	<b>11.02.16</b> CAM TAKOZU GLASS SUPPORT Malzeme /Material: PVC Renk / Colour: Siyah / Black	
	<b>11.02.17</b> CAM TAKOZU GLASS SUPPORT Malzeme /Material: PVC Renk / Colour: Siyah / Black	

01

02

03

04

05

06

07

08

09

10

11

12

## PENCERE MENTEŞELERİ / WINDOW HINGES

01



**15.01.16**

GIESSE PENCERE MENTEŞESİ  
GIESSE HINGE FOR WINDOWS

Renk / Colour: Siyah-Beyaz-Gri-Eloksal  
Black-White-Grey-Anodized

75 kg için 2 adet, 85 kg için 3 adet kullanılmalıdır. / Should be used 2 for 75 kg, 3 for 85 kg.  
EN 1935:2002



**15.01.03**

RESCARA PENCERE MENTEŞESİ  
RESCARA HINGE FOR WINDOWS

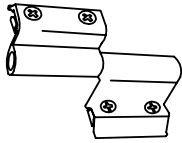
Renk / Colour: Pres-Eloksal  
Press-Anodised

75 kg için 2 adet, 85 kg için 3 adet kullanılmalıdır. / Should be used 2 for 75 kg, 3 for 85 kg.  
EN 1935:2002

02

03

04




**15.01.08**

YERLİ PENCERE MENTEŞESİ  
LOCAL HINGE FOR WINDOWS

Renk / Colour: Siyah-Beyaz-Gri-Eloksal  
Black-White-Grey-Anodized

50 kg için 2 adet kullanılmalıdır. / Should be used 2 for 50 kg.  
Max. kanat ölçüsü 900x1300. / Max. vent dimension 900x1300  
TS EN 1935



**15.01.12**

YERLİ PENCERE MENTEŞESİ  
LOCAL HINGE FOR WINDOWS

Renk / Colour: Siyah-Beyaz-Gri-Eloksal  
Black-White-Grey-Anodized

TS EN 1935

05

06



**15.01.17**

GIESSE GİZLİ PENCERE MENTEŞESİ (SAĞ)  
GIESSE HIDDEN HINGE FOR WINDOWS (RIGHT)

Malzeme / Material: Paslanmaz Çelik  
Stainless Steel

100 kg için 2 adet kullanılmalıdır. / Should be used 2 for 100 kg.



**15.01.18**

GIESSE GİZLİ PENCERE MENTEŞESİ (SOL)  
GIESSE HIDDEN HINGE FOR WINDOWS (LEFT)

Malzeme / Material: Paslanmaz Çelik  
Stainless Steel

100 kg için 2 adet kullanılmalıdır. / Should be used 2 for 100 kg.

07

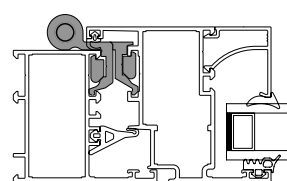
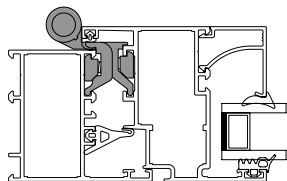
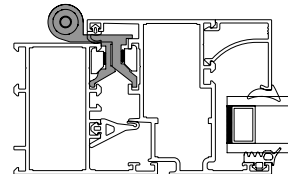
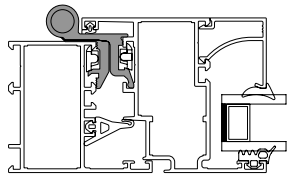
08

09

10







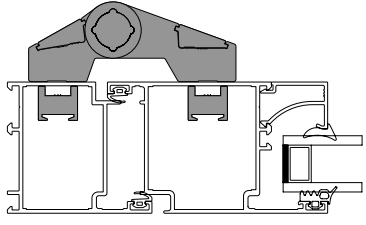
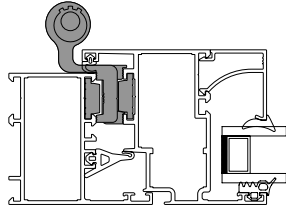
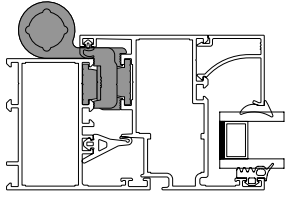
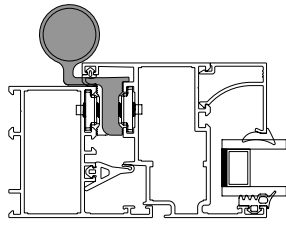
11

12




Ölçek/Scale: 1/3

## KAPI MENTEŞELERİ / DOOR HINGES

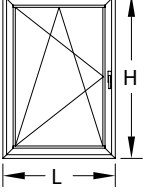

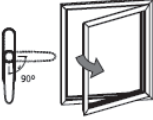
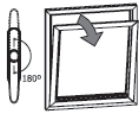



 <p><b>15.02.14</b> GIESSE KAPI MENTEŞESİ GIESSE HINGE FOR DOORS Renk / Colour: Siyah-Beyaz-Eloksal Black-White-Anodized</p> <p>100 kg için 2 adet, 120 kg için 3 adet kullanılmaktadır. / Should be used 2 for 100 kg, 3 for 120 kg. EN 1935</p>	 <p><b>15.02.09</b> YERLİ KAPI MENTEŞESİ LOCAL HINGE FOR DOORS Renk / Colour: Siyah-Beyaz-Gri-Eloksal Black-White-Grey-Anodized</p> <p>85 kg için 3 adet kullanılmaktadır. / Should be used 3 for 85 kg. Max. kanat ölçüsü 900x2200. / Max. vent dimension 900x2200 TS EN 1935</p>	01
 <p><b>15.02.12</b> YERLİ KAPI MENTEŞESİ LOCAL HINGE FOR DOORS Renk / Colour: Siyah-Beyaz-Gri-Eloksal Black-White-Grey-Anodized</p> <p>100 kg için 3 adet kullanılmaktadır. / Should be used 3 for 100 kg. Max. kanat ölçüsü 900x2300. / Max. vent dimension 900x2300 TS EN 1935</p>	 <p><b>15.02.07</b> YERLİ KAPI MENTEŞESİ LOCAL HINGE FOR DOORS Renk / Colour: Siyah-Beyaz-Gri-Eloksal Black-White-Grey-Anodized</p> <p>100 kg için 2 adet kullanılmaktadır. / Should be used 2 for 100 kg. Max. kanat ölçüsü 900x2200. / Max. vent dimension 900x2200 TS EN 1935</p>	02
 <p><b>15.02.20</b> RESCARA KAPI MENTEŞESİ RESCARA HINGE FOR DOORS Renk / Colour: Siyah-Beyaz-Gri-Pres-Eloksal Black-White-Grey-Press-Anodized</p> <p>120 kg için 2 adet kullanılmaktadır. / Should be used 2 for 120 kg. TS EN 1935</p>	 <p><b>15.02.21</b> RESCARA KAPI MENTEŞESİ RESCARA Renk / Colour: Siyah-Beyaz-Gri-Pres-Eloksal Black-White-Grey-Press-Anodized</p> <p>160 kg için 2 adet kullanılmaktadır. / Should be used 2 for 160 kg. TS EN 1935</p>	03
		04
		05
Ölçek/Scale: 1/3		06
		07
		08
		09
		10
		11
		12

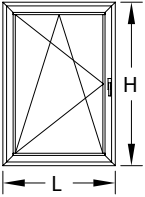

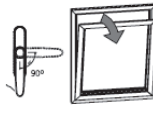
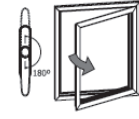



ÇİFT EKSEN MEKANİZMALARI / TILY & TURN MECHANISMS

01					<p>GIESSE FUTURA ÇİFT AÇILIM SETİ 80 kg GIESSE FUTURA TILT &amp; TURN MECHANISM 80 kg</p> <p>Renk / Colour: Siyah-Beyaz-Gri Black-White-Grey</p>
02					
03					
04	KANAT GENİŞLİĞİ SASH WIDTH	KANAT YÜKSEKLİĞİ SASH HEIGHT	KANAT AĞIRLIĞI SASH WEIGHT	GIESSE ÇİFT AÇILIM SETİ GIESSE TILT & TURN MECHANISM	ÇİFT AÇILIM SETİ TILT & TURN MECHANISM
05					Çift Açılım Seti Tip 1 Tilt & Turn Mechanism
06					Çift Açılım Seti Tip 1 + Arka Kilitleme Tilt & Turn Mechanism Style 1 + Additional Tilt & Turn (Back)
07					Çift Açılım Seti Tip 2 Tilt & Turn Mechanism Style 2
08					Çift Açılım Seti Tip 2 + Arka Kilitleme Tilt & Turn Mechanism Style 2+ Additional Tilt & Turn (Back)
09					Çift Açılım Seti Tip 2 + Alt Kilitleme + İlave Makas Tilt & Turn Mechanism Style 2 + Additional Tilt & Turn (Down) + Additional Arm
10					Çift Açılım Seti Tip 2 + Alt Kilitleme + Arka Kilitleme + İlave Makas Tilt & Turn Mechanism Style 2 + Additional Tilt & Turn (Down) + Additional Tilt & Turn (Back) + Additional Arm

07					<p>GIESSE GİZLİ MENTEŞE ÇİFT AÇILIM SETİ 100 kg GIESSE HIDDEN HINGE TILT &amp; TURN MECHANISM 100 kg</p> <p>Renk / Colour: Siyah-Beyaz-Gri Black-White-Grey</p>
08					
09	KANAT GENİŞLİĞİ SASH WIDTH	KANAT YÜKSEKLİĞİ SASH HEIGHT	KANAT AĞIRLIĞI SASH WEIGHT	GIESSE ÇİFT AÇILIM SETİ GIESSE TILT & TURN MECHANISM	GIESSE GİZLİ MENTEŞE ÇİFT AÇILIM SETİ GIESSE HIDDEN HINGE TILT & TURN MECHANISM
10					Gizli Menteşe Çift Açılım Seti Sağ Hidden Hinge Tilt & Turn Mechanism Right
11					Gizli Menteşe Çift Açılım Seti Sol Hidden Hinge Tilt & Turn Mechanism Left
12					Gizli Menteşe Çift Açılım Seti Sağ + İlave Kilit Hidden Hinge Tilt & Turn Mechanism Right + Additional Locking
					Gizli Menteşe Çift Açılım Seti Sol + İlave Kilit Hidden Hinge Tilt & Turn Mechanism Left + Additional Locking
					Gizli Menteşe Çift Açılım Seti Sağ + İlave Kilit Hidden Hinge Tilt + Turn Mechanism Right + Additional Locking
					Gizli Menteşe Çift Açılım Seti Sol + İlave Kilit Hidden Hinge Tilt + Turn Mechanism Left + Additional Locking
					Gizli Menteşe Çift Açılım Seti Sağ + İlave Kilit (2 Adet) Hidden Hinge Tilt + Turn Mechanism Right + Additional Locking (2 Unit)
					Gizli Menteşe Çift Açılım Seti Sol + İlave Kilit (2 Adet) Hidden Hinge Tilt + Turn Mechanism Left + Additional Locking (2 Unit)

ÇİFT EKSEN MEKANİZMALARI / TILT & TURN MECHANISM

	<p>RESCARA ÇİFT AÇILIM SETİ 130 kg RESCARA TILT &amp; TURN MECHANISM 130 kg</p> <p>Renk / Colour: Siyah-Beyaz-Gri Black-White-Grey</p>					
						
<p>KANAT GENİŞLİĞİ SASH WIDTH L (mt)</p>	<p>KANAT YÜKSEKLİĞİ SASH HEIGHT H (mt)</p>	<p>KANAT AĞIRLIĞI SASH WEIGHT KG</p>	<p>MEKANİZMA MECHANISM</p>	<p>MAKAS ARM</p>	<p>İLAVE KİLİTLEME ADDITIONAL LOCKING</p>	<p>İLAVE MAKAS ADDITIONAL ARM</p>

	<p>RESCARA AKILLI ÇİFT AÇILIM SETİ 130 kg RESCARA TBT TILT &amp; TURN MECHANISM 130 kg</p> <p>Renk / Colour: Siyah-Beyaz-Gri Black-White-Grey</p> <p>KOL ANAHTARLIDIR / HANDLE WITH KEYLOCK</p>					
						
<p>KANAT GENİŞLİĞİ SASH WIDTH L (mt)</p>	<p>KANAT YÜKSEKLİĞİ SASH HEIGHT H (mt)</p>	<p>KANAT AĞIRLIĞI SASH WEIGHT KG</p>	<p>MEKANİZMA MECHANISM</p>	<p>MAKAS ARM</p>	<p>İLAVE KİLİTLEME ADDITIONAL LOCKING</p>	<p>İLAVE MAKAS ADDITIONAL ARM</p>

## PENCERE KOLLARI / WINDOW HANDLES

01



**07.05.25**

GIESSE İSPANYOLET KOL (ÇİFT DİLLİ)  
GIESSE HANDLE FOR WINDOWS (DOUBLE RAIL)

Renk / Colour: Siyah-Beyaz-Gri  
Black-White-Grey

UNI CEI EN ISO / IEC 17050

02



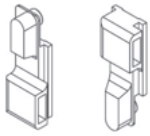
**07.05.33**

GIESSE ANAHTARLI İSPANYOLET KOL (ÇİFT DİLLİ)  
GIESSE KEY HANDLE FOR WINDOWS (DOUBLE RAIL)

Renk / Colour: Siyah-Beyaz-Gri  
Black-White-Grey

03

04



**07.25.01**

GIESSE TIJ BAĞLANTI PARÇASI  
GIESSE CONNECTION ROD

Renk / Colour: Siyah / Black  
Malzeme /Material: Polyamid - Polyamide

07.05.25, 07.05.33 ve 07.05.34 Kol için / For Handle 07.05.25, 07.05.33 and 07.05.34



**07.05.34**

GIESSE SÖKÜLEBİLİR KOL GÖVDESİ (ÇİFT DİLLİ)  
GIESSE REMOVABLE HANDLE BODY (DOUBLE RAIL)

Renk / Colour: Siyah-Beyaz-Gri  
Black-White-Grey

05

06



**07.05.29**

RESCARA GLOBAL ANAHTARLI PENCERE KOLU  
(TEK DİLLİ)  
RESCARA GLOBAL KEY HANDLE FOR WINDOWS (SINGLE RAIL)

Renk / Colour: Siyah-Beyaz-Gri  
Black-White-Grey

EN 1670



**07.05.35**

GIESSE SÖKÜLEBİLİR KOL  
GIESSE REMOVABLE HANDLE

Renk / Colour: Siyah  
Black

07

08



**07.13.07**

RESCARA KOL BAĞLANTI PARÇASI  
RESCARA CONNECTION PART FOR HANDLE

Malzeme /Material: Zamak  
Zamak

07.05.28, 07.05.29 Kol için / For Handle 07.05.28, 07.05.29



**07.05.30**

RESCARA GLOBAL SÖKÜLEBİLİR KOL GÖVDESİ  
RESCARA GLOBAL REMOVABLE HANDLE BODY (DOUBLE RAIL)

Renk / Colour: Siyah-Beyaz-Gri  
Black-White-Grey

EN 1670

10

11



**07.05.28**

RESCARA GLOBAL PENCERE KOLU (TEK DİLLİ)  
RESCARA GLOBAL HANDLE FOR WINDOWS (SINGLE RAIL)

Renk / Colour: Siyah-Beyaz-Gri  
Black-White-Grey

EN 1670



**07.05.31**

RESCARA SÖKÜLEBİLİR KOL  
RESCARA REMOVABLE HANDLE

Renk / Colour: Siyah  
Black

EN 1670

12



**07.05.32**

RESCARA GLOBAL PENCERE KOLU (ÇİFT DİLLİ)  
RESCARA GLOBAL HANDLE FOR WINDOWS (DOUBLE RAIL)

Renk / Colour: Siyah-Beyaz-Gri  
Black-White-Grey

EN 1670, 13126-8









**07.13.08**

RESCARA KOL BAĞLANTI PARÇASI  
RESCARA CONNECTION PART FOR HANDLE

Renk / Colour: Siyah / Black  
Malzeme /Material: PVC

07.05.30, 07.05.32 Kol için / For Handle 07.05.30, 07.05.32

## İSPANYOLET KİLİTLEME PARÇALARI / LOCKING KITS

 <p><b>07.13.03</b> PİM LOCK PIN Malzeme /Material: Zamak Zamak</p>	 <p><b>07.13.06</b> GIESSE PİM GIESSE ADJUSTABLE LOCKING PAWL Malzeme /Material: Zamak Zamak</p>
 <p><b>07.09.07</b> GIESSE AYARLI PİM KARŞILIĞI GIESSE ADJUSTABLE SINGLE STRIKER Malzeme /Material: Zamak Zamak</p>	 <p><b>07.09.08</b> GIESSE ARKA KİLİTLEME GIESSE BURGLAR BOLT Malzeme /Material: Zamak Zamak</p>
 <p><b>18.07.02</b> GIESSE PASİF KANATSÜRGÜ SETİ GIESSE BOLT FOR PASSIVE LEAF Malzeme /Material: Zamak ve Polyamid Zamak and Polyamide</p>	 <p><b>07.09.11</b> RESCARA SABİT KARŞILIK RESCARA FIXED STRIKER Malzeme /Material: Zamak Zamak</p>
 <p><b>07.09.12</b> RESCARA AYARLIK KARŞILIK RESCARA ADJUSTABLE STRIKER Malzeme /Material: Zamak Zamak</p>	 <p><b>07.09.13</b> RESCARA ARKA KİLİTLEME RESCARA BURGLAR BOLT Malzeme /Material: Zamak Zamak</p>
 <p><b>07.21.02</b> GIESSE KÖŞE DÖNME GIESSE CORNER DRIVE Malzeme /Material: Zamak Zamak</p>	 <p><b>07.21.03</b> RESCARA KÖŞE DÖNME RESCARA CORNER DRIVE Malzeme /Material: Zamak Zamak</p>
 <p><b>07.06.78</b> RESCARA MICROVENTİLASYON RESCARA MICROVENTILATION Malzeme /Material: Zamak Zamak</p>	

01

02

03

04

05

06

07

08

09

10

11

12

01

02

03

04

05

06

07

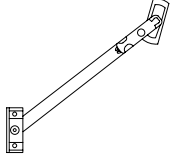
08

09

10

11


12



### 07.07.02

VASİSTAS MAKAS  
ARM FOR BOTTOM-HUNG WINDOWS

Renk / Colour: Siyah-Beyaz-Gri  
Black-White-Grey



### 07.08.01

RESCARA VASİSTAS MANDAL  
RESCARA DEVICE FOR CLOSING BOTTOM-HUNG WINDOWS

Renk / Colour: Siyah-Beyaz-Gri  
Black-White-Grey



### 07.07.08

SINIRLAYICI MAKAS  
LIMITER

Malzeme /Material: Gümüş / Paslanmaz Çelik  
Silver / Stainless Steel



### 07.07.09

GIESSE VASİSTAS MAKAS  
GIESSE ARM FOR BOTTOM-HUNG WINDOWS

Renk / Colour: Siyah-Beyaz-Gri  
Black-White-Grey



### 07.07.11

GIESSE VASİSTAS PENCERE SETİ  
GIESSE BOTTOM HUNG WINDOW SET

Kol ve menteşe sete dahil değildir.  
Handle and hinge is not included in the set.

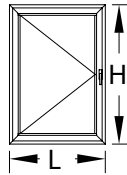


### 11.02.34

RESCARA KANAT DESTEK TAKOZU  
RESCARA VENT SUPPORT PIECE

Malzeme /Material: PVC  
Renk / Colour: Siyah / Black

ÇİFT DİLLİ KOL VE KİLİTLEME SETİ SEÇİM TABLOSU  
DOUBLE RAILED HANDLE AND LOCKING KIT TABLE



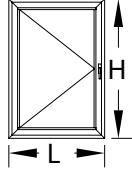







TEMEL SET  
MAIN SET

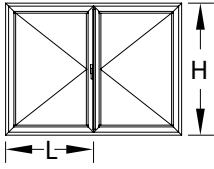




İLAVE ÜRÜNLER  
Additional PRODUCTS

KOD CODE	AÇIKLAMA DESCRIPTION	ÜRÜN RESMİ PRODUCT IMAGE	H<1200mm L<1000mm	1200mm < H < 2700 mm	1000mm < L < 1400 mm
07.05.25	GIESSE ÇİFT DİLLİ KOL GIESSE DOUBLE RAIL HANDLE		1		
07.25.01	GIESSE KOL BAĞLANTISI GIESSE ROD CONNECTION PIECES		1		
07.13.06	GIESSE AYARLI PİM GIESSE ADJUSTABLE LOCKING PAWL		2	2	2
07.09.11	RESCARA SABİT KARŞILIK RESCARA FIXED STRIKER		2	2	2
07.09.07	GIESSE AYARLI PİM KARŞILIĞI GIESSE ADJUSTABLE SINGLE STRIKER				2
07.21.02	GIESSE KÖŞE DÖNME GIESSE CORNER DRIVE				2
11.02.34	RESCARA KANAT DESTEK TAKOZU RESCARA VENT SUPPORT PIECE		1		

\*\*\* Giesse kol ve kilitleme aksesuarları 25 I 07 tij profili ile kullanılmalıdır.  
Giesse handle and locking accessories should be used with 25 I 07 rod profile.



TEK DİLLİ KOL VE KİLİTLEME SETİ SEÇİM TABLOSU SINGLE RAILED HANDLE AND LOCKING KIT TABLE			TEMEL SET MAIN SET	İLAVE ÜRÜNLER ADDITIONAL PRODUCTS	
KOD CODE	AÇIKLAMA DESCRIPTION	ÜRÜN RESMİ PRODUCT IMAGE	H<1200mm L<1000mm	1200mm < H < 2700 mm	1000mm < L < 1400 mm
07.05.28 07.05.29	RESCARA TEK DİLLİ KOL RESCARA SINGLE RAIL HANDLE		1		
07.13.07	RESCARA KOL BAĞLANTI PARÇASI RESCARA CONNECTION PART FOR HANDLE		1		
07.13.06	GIESSE AYARLI PİM GIESSE ADJUSTABLE LOCKING PAWL		2	2	2
07.09.11	RESCARA SABİT KARŞILIK RESCARA FIXED STRIKER		2	2	2
07.09.12	RESCARA AYARLI KARŞILIK RESCARA ADJUSTABLE STRIKER				2
07.21.03	RESCARA KÖŞE DÖNME RESCARA CORNER DRIVE				2
11.02.34	RESCARA KANAT DESTEK TAKOZU RESCARA VENT SUPPORT PIECE		1		

ÇİFT/TEK AÇILIM PASİF KANAT AKSESUAR SEÇİM TABLOSU SECONDARY SASH LOCKING KIT TABLE			TEMEL SET MAIN SET	İLAVE ÜRÜNLER ADDITIONAL PRODUCTS	
KOD CODE	AÇIKLAMA DESCRIPTION	ÜRÜN RESMİ PRODUCT IMAGE	H<1200mm L<1000mm	1200mm < H < 2700 mm	1000mm < L < 1400 mm
18.07.02	GIESSE SÜRGÜ SETİ GIESSE BOLT FOR LEAF		1		
07.21.02	GIESSE KÖŞE DÖNME PARÇASI GIESSE CORNER DRIVE				2
07.09.07	GIESSE AYARLI PİM KARŞILIĞI GIESSE ADJUSTABLE SINGLE STRIKER				2
07.09.08	GIESSE ARKA KİLİTLEME GIESSE BURGLAR BOLT			1	

\*\*\* Giesse kol ve kilitleme aksesuarları 25 I 07 tij profili ile kullanılmalıdır.  
Giesse handle and locking accessories should be used with 25 I 07 rod profile.

## KAPI KOLLARI / DOOR HANDLES

01



**07.14.06**

GIESSE KAPI KOLU  
GIESSE DOOR HANDLE

Renk / Colour: Siyah-Beyaz-Gri  
Black-White-Grey

02



**07.14.07**

RESCARA GLOBAL KAPI KOLU  
RESCARA GLOBAL DOOR HANDLE

Renk / Colour: Siyah-Beyaz-Gri  
Black-White-Grey

03

04



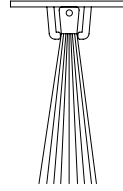
**07.14.08**

RESCARA MULETA KAPI KOLU  
RESCARA GLOBAL DOOR HANDLE

Renk / Colour: Siyah-Beyaz-Gri  
Black-White-Grey

05

06



**17.02.01**

KAPI ALTI FIRÇASI  
BRUSH FOR DOORS

Malzeme / Material: Polipropilen  
Polypropylene

07

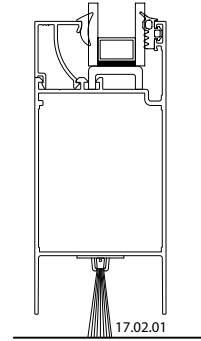
08

09

10




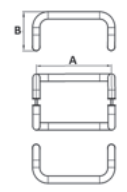

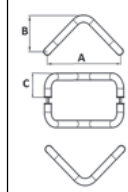

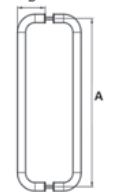

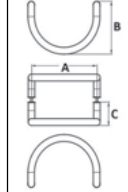

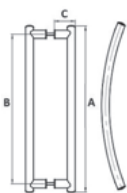


11

12



Ölçek/Scale: 1/3

## KAPI KOLLARI / DOOR HANDLES

		<b>07.17.19</b> AKBANK KAPI KOLU DOOR HANDLE Renk / Colour: Siyah-Beyaz-Gri-Eloksal Black-White-Grey-Anodized				<b>07.13.10</b> AKBANK KOL APARATI DOOR HANDLE Renk / Colour: Siyah-Beyaz-Gri-Eloksal Black-White-Grey-Anodized					
Ölçüler / Dimensions: H:200 cm											
				<b>KIVRIK KOL</b> DOOR HANDLE Renk / Colour: Siyah-Beyaz-Gri-Eloksal Black-White-Grey-Anodized						<b>V KOL</b> DOOR HANDLE Renk / Colour: Siyah-Beyaz-Gri-Eloksal Black-White-Grey-Anodized	
KOD CODE	Ø (mm)	A (mm)	B (mm)	KOD CODE	Ø (mm)	A (mm)	B (mm)	C (mm)			
07.17.10	25	200	130	07.17.06	25	200	130	80			
07.17.11	25	300	130	07.17.29	25	250	130	80			
07.17.02	25	400	130	07.17.30	25	300	130	80			
07.17.27	25	500	160	07.17.31	30	400	160	100			
				<b>U KOL</b> DOOR HANDLE Renk / Colour: Siyah-Beyaz-Eloksal Black-White-Anodized						<b>YARIM AY KOL</b> DOOR HANDLE Renk / Colour: Siyah-Beyaz-Eloksal Black-White-Anodized	
KOD CODE	Ø (mm)	A (mm)	B (mm)	KOD CODE	Ø (mm)	A (mm)	B (mm)	C (mm)			
07.17.08	25	200	80	07.17.32	25	200	130	80			
07.17.35	25	300	80	07.17.20	25	300	130	80			
07.17.36	30	400	100	07.17.33	30	350	160	100			
				<b>YAY KOL</b> DOOR HANDLE Renk / Colour: Siyah-Beyaz-Eloksal Black-White-Anodized						<b>BASTON KOL</b> DOOR HANDLE Renk / Colour: Siyah-Beyaz-Eloksal Black-White-Anodized	
KOD CODE	Ø (mm)	A (mm)	B (mm)	KOD CODE	Ø (mm)	A (mm)	B (mm)	C (mm)			
07.17.37	80	400	350	07.17.23	25	900	180	80			
07.17.22	80	500	450	07.17.34	25	1000	180	80			
07.17.38	80	600	550								
07.17.39	80	700	650								
07.17.40	80	800	750								

01

02

03

04

05

06

07

08

09

10

11

12

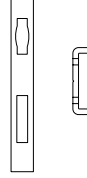
## KAPI KİLİTLERİ / DOOR LOCKS

01



**18.01.01**

MAKARALI KİLİT  
MORTISE LOCK (WITH ROLLER)




**18.02.23**

MAKARALI KİLİT KARŞILIĞI  
FOREND FOR MORTISE LOCK

02

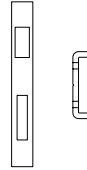
03

04



**18.01.02**

DİLLİ KİLİT  
MORTISE LOCK

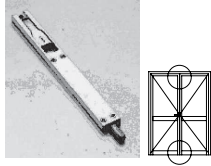


**18.02.22**

DİLLİ KİLİT KARŞILIĞI  
FOREND FOR ROLLER LOCK

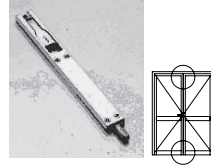
05

06



**18.03.01**

KAPI SÜRGÜSÜ (UZUN)  
BOLT FOR DOORS (LONG)

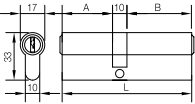


**18.03.06**

KAPI SÜRGÜSÜ (KISA)  
BOLT FOR DOORS (SHORT)

07

08



**18.04.11**

BAREL  
CYLINDER

A	B	L
26	40	76

Malzeme /Material: Krom-Nikel  
Chrome-Nickel



**18.05.02**

BAREL AYNASI  
CYLINDER COVER

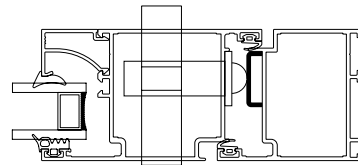
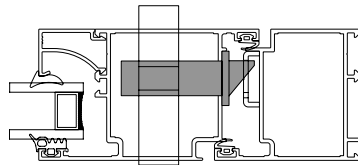
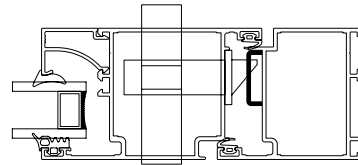
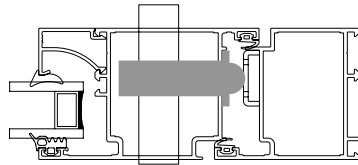
Renk / Colour: Siyah-Beyaz-Gri  
Black-White-Grey

09

10

11

12



Ölçek/Scale: 1/3